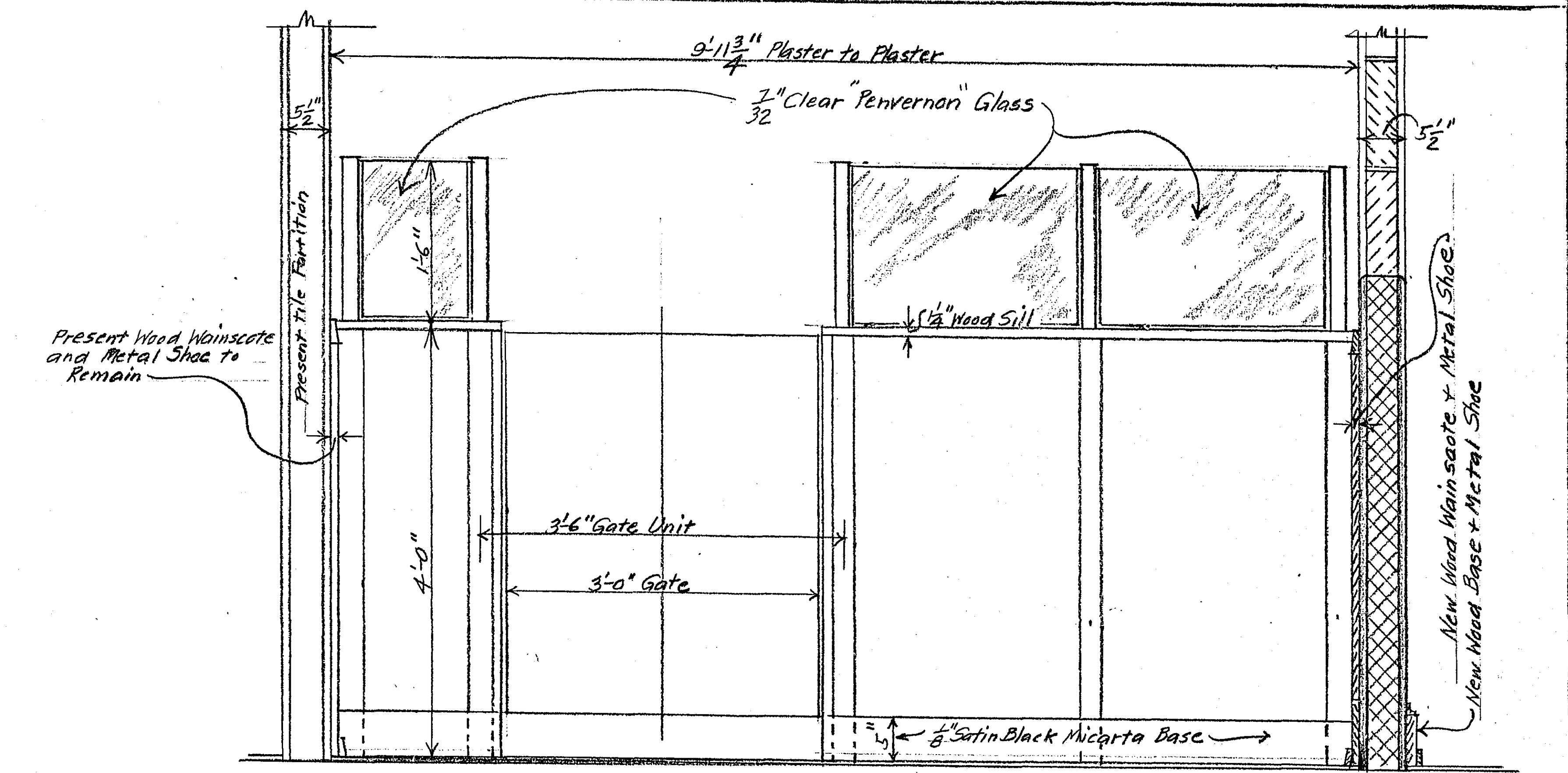
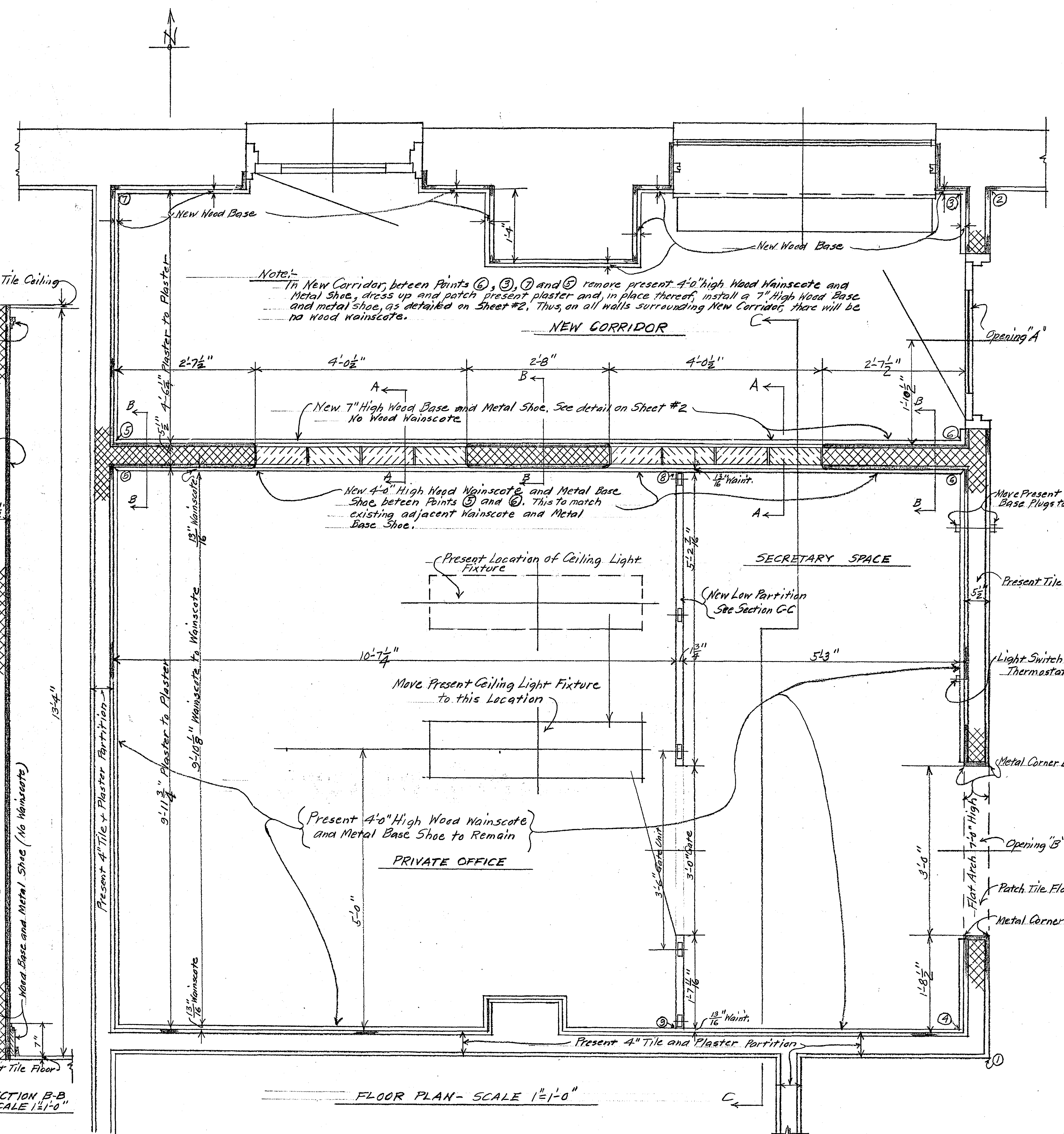


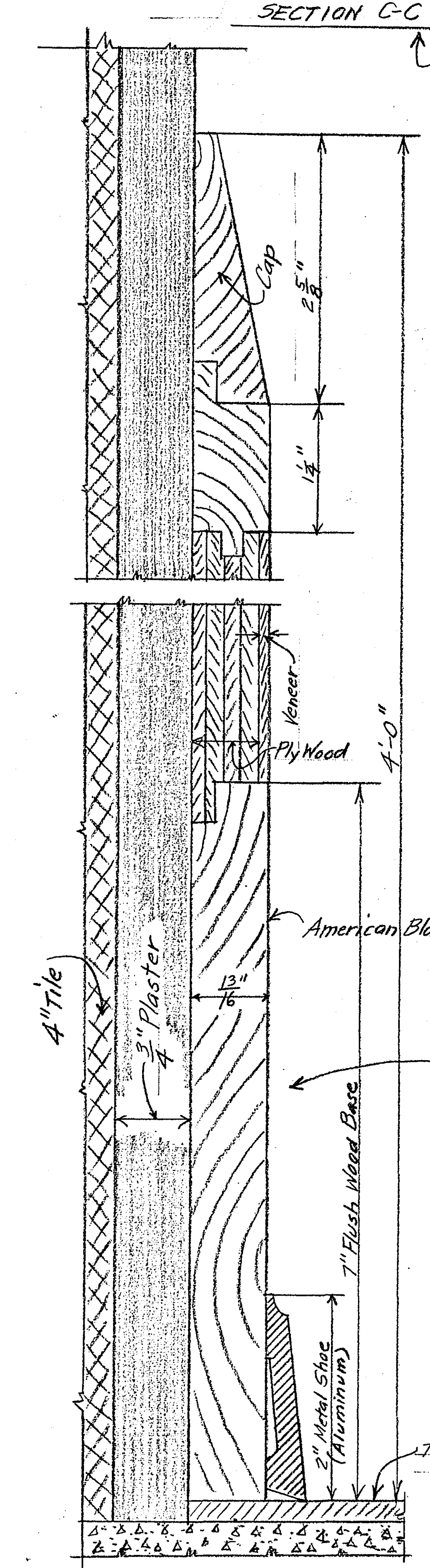
PLAN INDICATING PRESENT SITUATION AS OF JAN. 12, 1959  
SCALE 1/2" = 1'-0"

Note: Plan on this Sheet #1 indicates situation before start of any Remodelling Work.  
See Sheet #2 for Proposed Work to be Done.

PLANS COVERING PROPOSED  
REMODELLING OF SHERIFF'S PRIVATE  
OFFICE.  
SUITE #167 COURT HOUSE - ST. PAUL, MINN  
JAN. 1959  
SCALE NOTED  
OFFICE OF COUNTY ENGINEER  
Raymond J. Brumand  
County Engineer, Del.



Note: This partition will conform to stock specifications of the U.S. Plywood Corporation relating to Hardwood Movable Partitions, Design #101. (Or equal) Furnish complete details to County Engineer for approval before installation.



**FULL SIZE DETAIL SHOWING WOOD BASE AND METAL SHOE FOR ALL WALLS AND PARTITION SURROUNDING NEW CORRIDOR**

This detail shows a vertical section of a wall. The top part is labeled '3/4" Plaster'. Below that is 'Clear Pine'. The wall is 2'-0" high. The partition is 1'-5" thick. The wall is 3'-0" wide and 1'-5" high. The partition is 3'-0" wide and 1'-5" high.

SECTION A-A SCALE 1 1/2" = 1'-0"

SECTION B-B SCALE 1 1/2" = 1'-0"

**FULL SIZE DETAIL SHOWING CONSTRUCTION OF WOOD WAINGSCOTE NOW IN PLACE ALL AROUND PRESENT ROOM SHOWN ON SHEET #1. THIS WILL BE MATCHED ON PRIVATE OFFICE SIDE ONLY OF NEW TILE PARTITION BETWEEN POINTS 5 AND 6**

This detail shows a vertical section of a wall. The top part is labeled '4" Tile'. Below that is '3/4" Plaster'. The wall is 1'-5" thick. The partition is 1'-5" thick. The wall is 3'-0" wide and 1'-5" high. The partition is 3'-0" wide and 1'-5" high.

Note: All plans and details on this Sheet #2 indicate proposed work to be done in area shown on Sheet #1