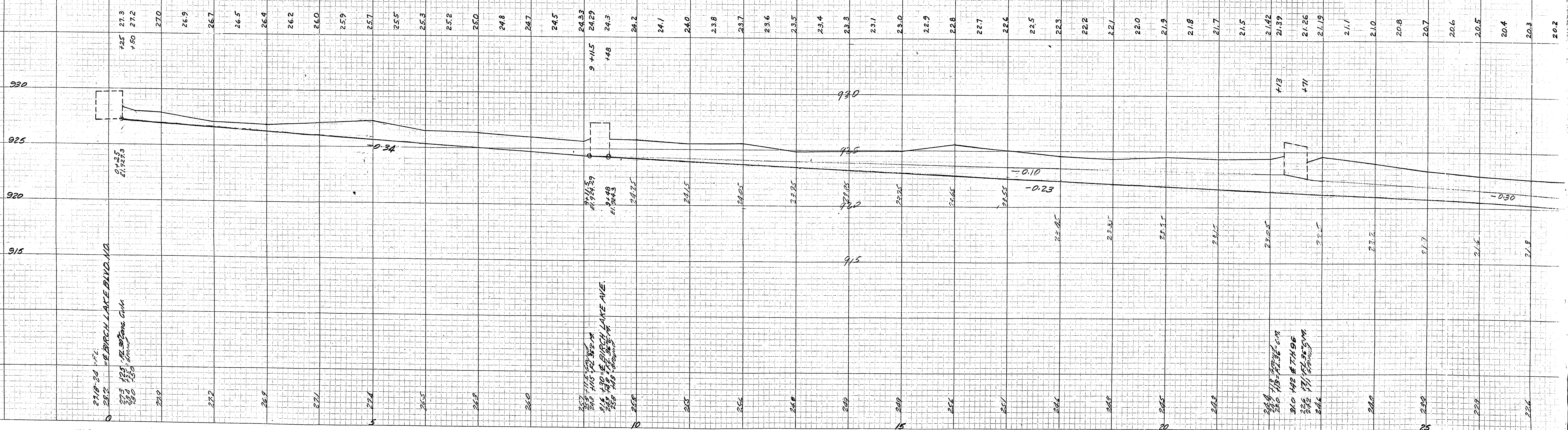
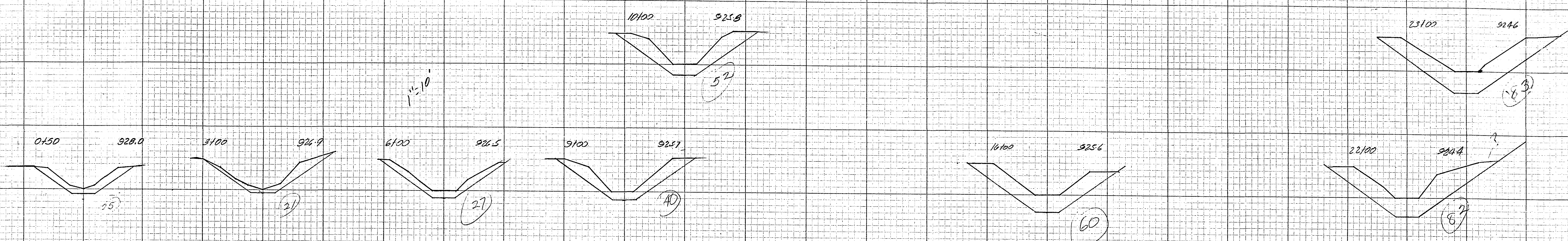

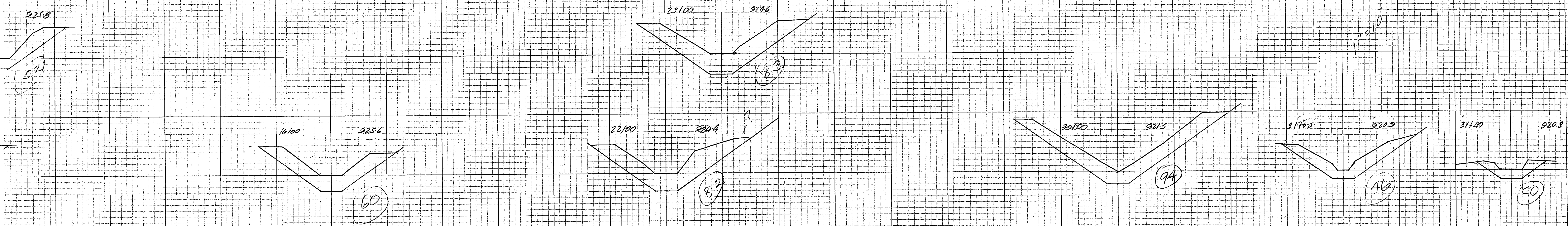


1" Pattern  
1/16" = 1'





4' Polton  
1/4" = 1'



213 113  
214 114  
215 115  
216 116  
217 117  
218 118  
219 119  
220 120  
221 121  
222 122  
223 123  
224 124  
225 125  
226 126  
227 127  
228 128  
229 129  
230 130  
231 131  
232 132  
233 133  
234 134  
235 135  
236 136  
237 137  
238 138  
239 139  
240 140  
241 141

PROFILE OF  
DITCH NO. 13  
May 1952