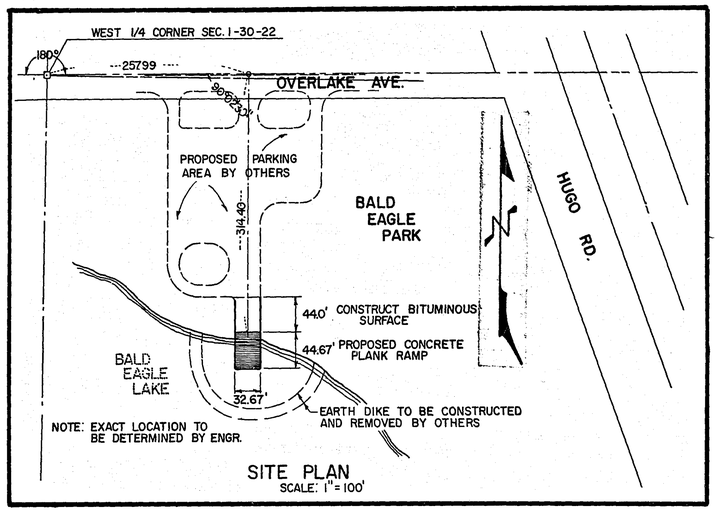

SITE PLAN
SCALE: 1" = 100'

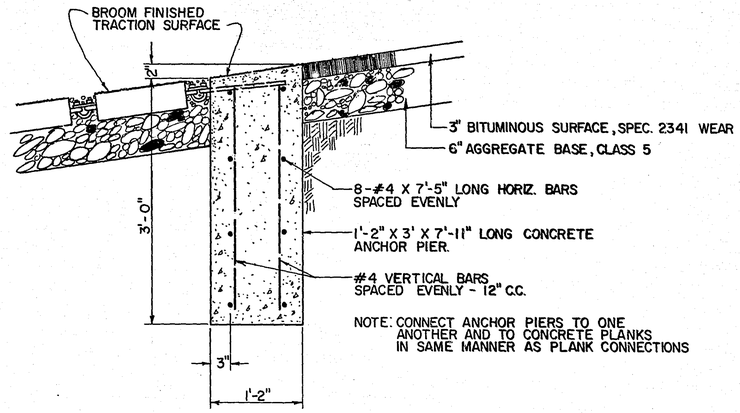

SECTION DETAIL
CONCRETE ANCHOR PIER
SCALE: 1" = 1'-0"

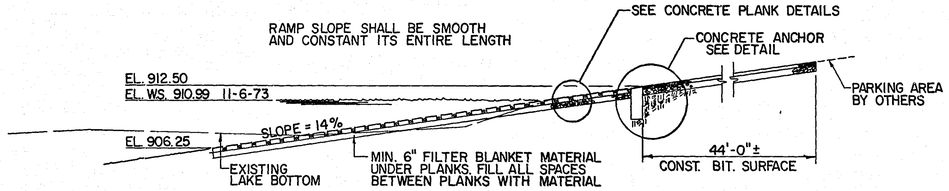

SECTION AA

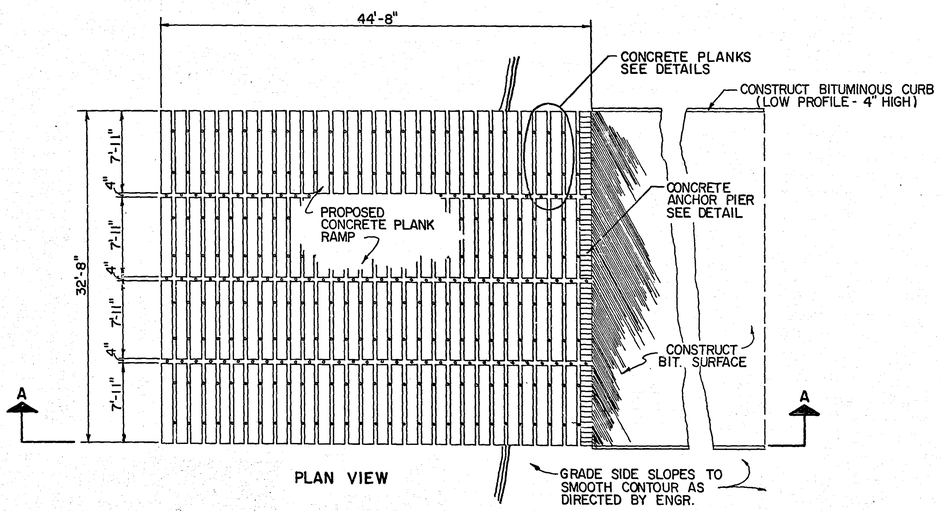

PLAN VIEW

CONCRETE PLANK RAMP
SCALE: 1/8" = 1'-0"

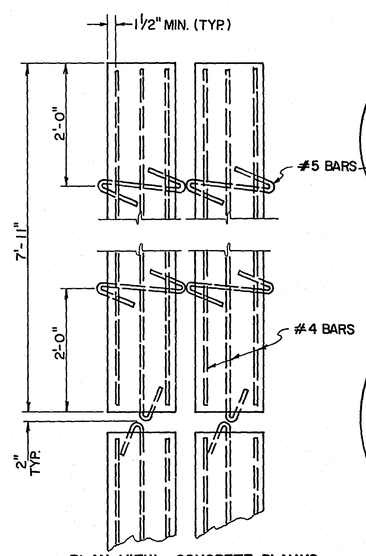

PLAN VIEW - CONCRETE PLANKS
SCALE: NONE

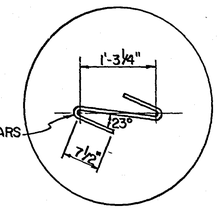

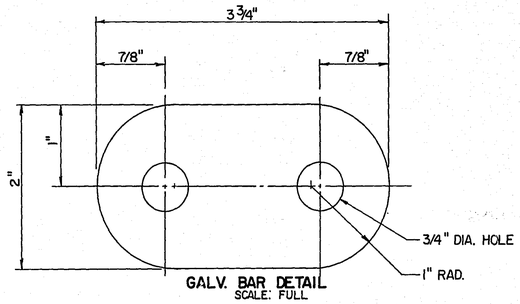

GALV. BAR DETAIL
SCALE: FULL

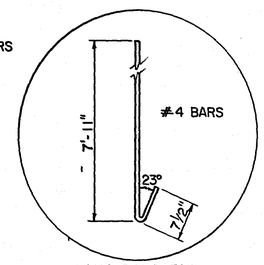

LONG BARS FOR OUTSIDE PLANKS

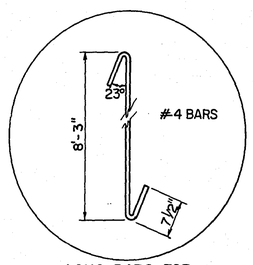

LONG BARS FOR INSIDE PLANKS

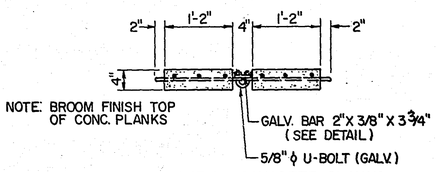

SECTION DETAIL - CONCRETE PLANKS
SCALE: NONE

CONCRETE PLANK DETAILS

NOTE: SUBMIT SHOP DRAWINGS OF CONCRETE PLANKS FOR APPROVAL.

TOP OF U-BOLTS SHALL BE A MIN. 1/4" BELOW TOP OF CONCRETE PLANKS AFTER FABRICATION.

I hereby certify that this plan, specification, or report was prepared by me or under my direct supervision and that I am a duly Registered Professional Engineer under the laws of the State of Minnesota.

Date 11/15/73 Reg. No. 6334

MICROFILMED
RAMSEY CO. ENGR.

RAMSEY COUNTY ENGINEER'S DEPT.		
BALD EAGLE PARK		
PROPOSED BOAT RAMP		
DESIGNED: D.G.S.	DEANE R. ANKLAN COUNTY ENGINEER	SURVEY
DRAWN: R.W.W.		
CHECKED:	BY:	DATUM
REVISED:	DATE: 11-12-73	FILE: 15-142