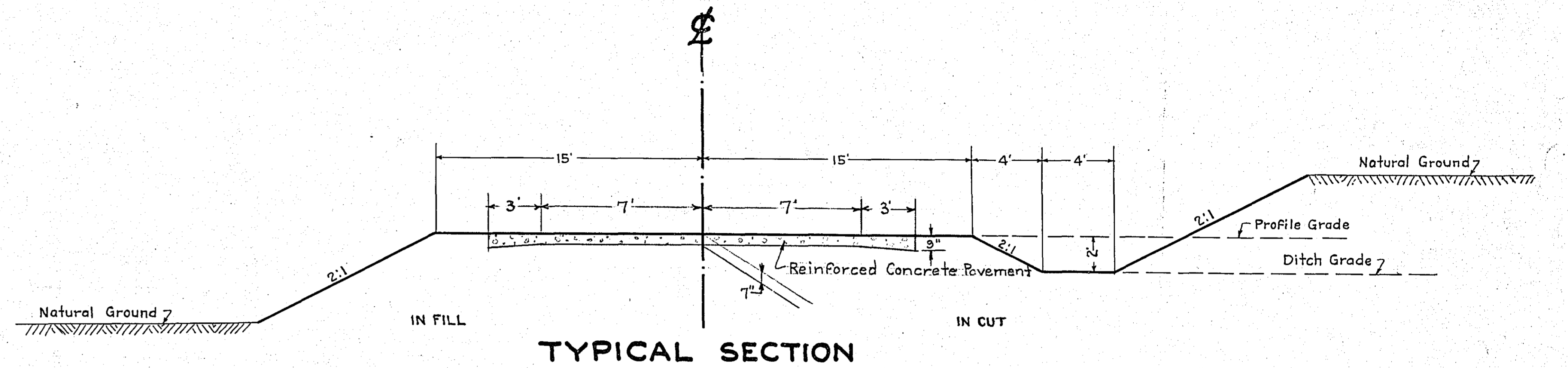


STATEMENT OF ESTIMATED QUANTITIES

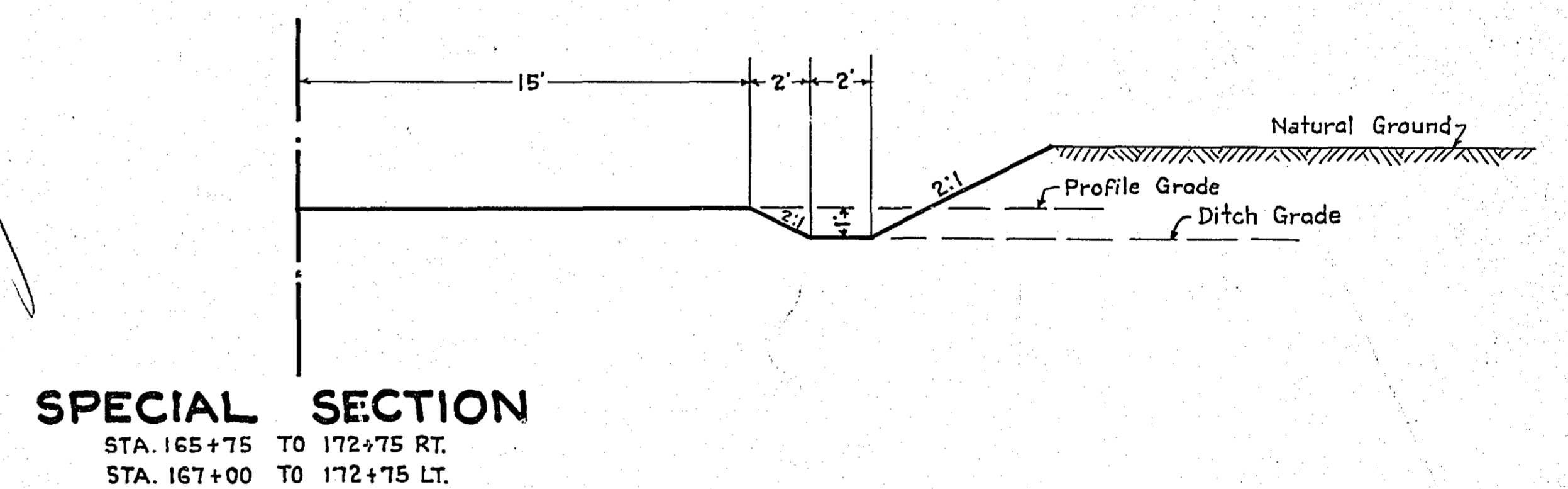
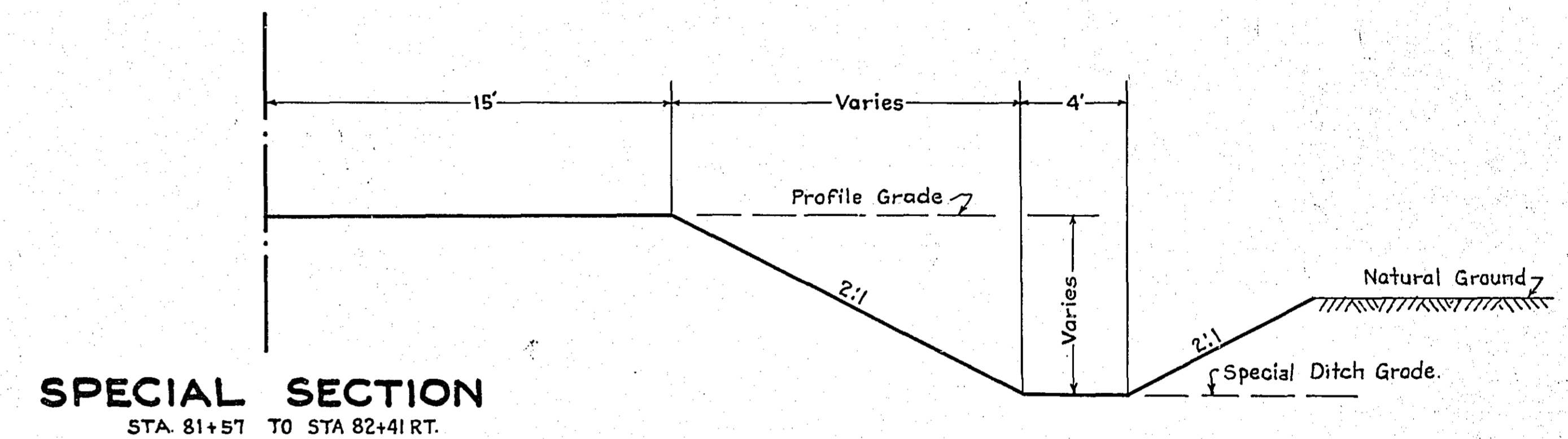
CLASS	ITEM	UNIT	MILE From To	MILE From To	MILE From To	MILE From To	MILE From To	MILE From To	MILE From To	MILE From To	MILE From To	MILE From To	TOTAL ESTIMATED QUANTITIES
GRADING	1	Clearing	Trees	10									
	2	Grubbing	Trees	20									
	3	Clearing	Acres										
	4	Grubbing	Acres										
	5	Excavation Earth	Cu. Yds.	31,736									
	6	Excavation Loose Rock	Cu. Yds.										
	7	Excavation Solid Rock	Cu. Yds.										
	8	Excavation Overhaul	Cu. Yds.										
	9	Excavation Special	Cu. Yds.										
	10	Excavation Hand Ditch	Cu. Yds.										
	11	Install 12" C.M.	Lin. Ft.										
	12	Install 15" C.M.	Lin. Ft.										
	13	Install 18" C.M.	Lin. Ft.										
	14	Install 24" C.M.	Lin. Ft.										
	15	Install	Lin. Ft.										
	16	Install	Lin. Ft.										
	17	Install 18" P <sub>3</sub>	Lin. Ft.										
	18	Install 24" P <sub>3</sub>	Lin. Ft.										
	19	Install 30" P <sub>3</sub>	Lin. Ft.										
	20	Install 36" P <sub>3</sub>	Lin. Ft.										
	21	Install	Lin. Ft.										
	22	Install	Lin. Ft.										
	23	Remove Old Culvert	Lin. Ft.										
	24	Replace Old Culvert	Lin. Ft.										
	25	Finishing	Sq. Yds.	134,800									
	26	Rubble Gutter	Cu. Yds.										
	27	Headwall Concrete	Cu. Yds.										
	28	Headwall Steel	Lbs.										
	29	Remove Fence	Lin. Ft.	7,500									
	30	Replace Fence	Lin. Ft.	7,400									
	31												
	32												
C.M. CULVERTS	1	Furnish 12" C.M.	Lin. Ft.										
	2	Furnish 15" C.M.	Lin. Ft.										
	3	Furnish 18" C.M.	Lin. Ft.										
	4	Furnish 24" C.M.	Lin. Ft.										
	5	Furnish	Lin. Ft.										
	6	Furnish	Lin. Ft.										
	7	Furnish 12" C.M. Band	Each										
	8	Furnish 15" C.M. Band	Each										
	9												
	10												
P <sub>3</sub> CULVERTS	1	Furnish 18" P <sub>3</sub>	Lin. Ft.										
	2	Furnish 24" P <sub>3</sub>	Lin. Ft.										
	3	Furnish 30" P <sub>3</sub>	Lin. Ft.										
	4	Furnish 36" P <sub>3</sub>	Lin. Ft.										
5													
6													
GUARD RAIL	1	Guard Rail Remove	Lin. Ft.	1144									
	2	Guard Rail Replace	Lin. Ft.	1045									
	3	Guard Rail Furnish	Lin. Ft.	5113									
	4												
SIDEWALKS AND CURBING	1	Concrete Curb - Straight	Lin. Ft.										
	2	Concrete Curb - Radius	Lin. Ft.										
	3	Remove Old Curb	Lin. Ft.										
	4	Remove Old Curb and Gutter	Lin. Ft.										
	5	Remove Old Sidewalk	Sq. Ft.										
	6	Replace Old Sidewalk	Sq. Ft.										
	7	Construct New Sidewalk	Sq. Ft.										
	8	Curb Inlet	Each										
	9	Catch Basin Complete	Each										
	10												
	11												
	12												
SEWER	1	12" Vitrified Sewer Pipe	Lin. Ft.										
	2	15" Vitrified Sewer Pipe	Lin. Ft.										
	3	18" Vitrified Sewer Pipe	Lin. Ft.										
	4	20" Vitrified Sewer Pipe	Lin. Ft.										
	5	24" Vitrified Sewer Pipe	Lin. Ft.										
	6	Manhole Complete	Each										
	7	Catch Basin Complete	Each										
8													
9													
10													
SURFACE	1	Loading Gravel	Cu. Yds.										
	2	Hauling Gravel	C.Y. Mt.										
	3	Shaping & Compacting	Cu. Yds.										
	4	Oil Stabilization	Sq. Yds.	43,810									
	5	Cut-back	Sq. Yds.	43,810									
	6	Gravel on Site	Cu. Yds.	1,685									
	7												
	8												
STRUCTURES	1	Concrete	Cu. Yds.										
	2	Reinforcing Steel	Lbs.										
	3	Excavation	Cu. Yds.										
	4	Piling	Lin. Ft.										
	5												
	6												
	7												
	8												
	9												
	10												

DETAILS



NOTE: SLOPES & BACKSLOPES TO CONFORM TO R/W.

SOLD



OFFICE OF  
RAMSEY COUNTY SURVEYOR  
HARRY S. BRONSON  
GRADING PLAN OF  
**COUNTY ROAD "C"**  
FROM WEST COUNTY LINE TO VICTORIA ST.  
JANUARY 1941 SCALE AS SHOWN.

PLANNED BY *A. P. Campbell*  
ASSISTANT ENGINEER  
PLANS APPROVED *12/29/1941*  
COUNTY SURVEYOR  
APPROVED \_\_\_\_\_ 1941  
CHAIRMAN COUNTY BOARD

PLAN  
 DATE  
 DRAWN BY  
 CHECKED BY  
 NOTE: SEE ALSO SHEET 3 OF THIS SET.  
 NO. 100

PROFILE  
 DATE  
 DRAWN BY  
 CHECKED BY  
 NOTE: SEE ALSO SHEET 3 OF THIS SET.  
 NO. 100

