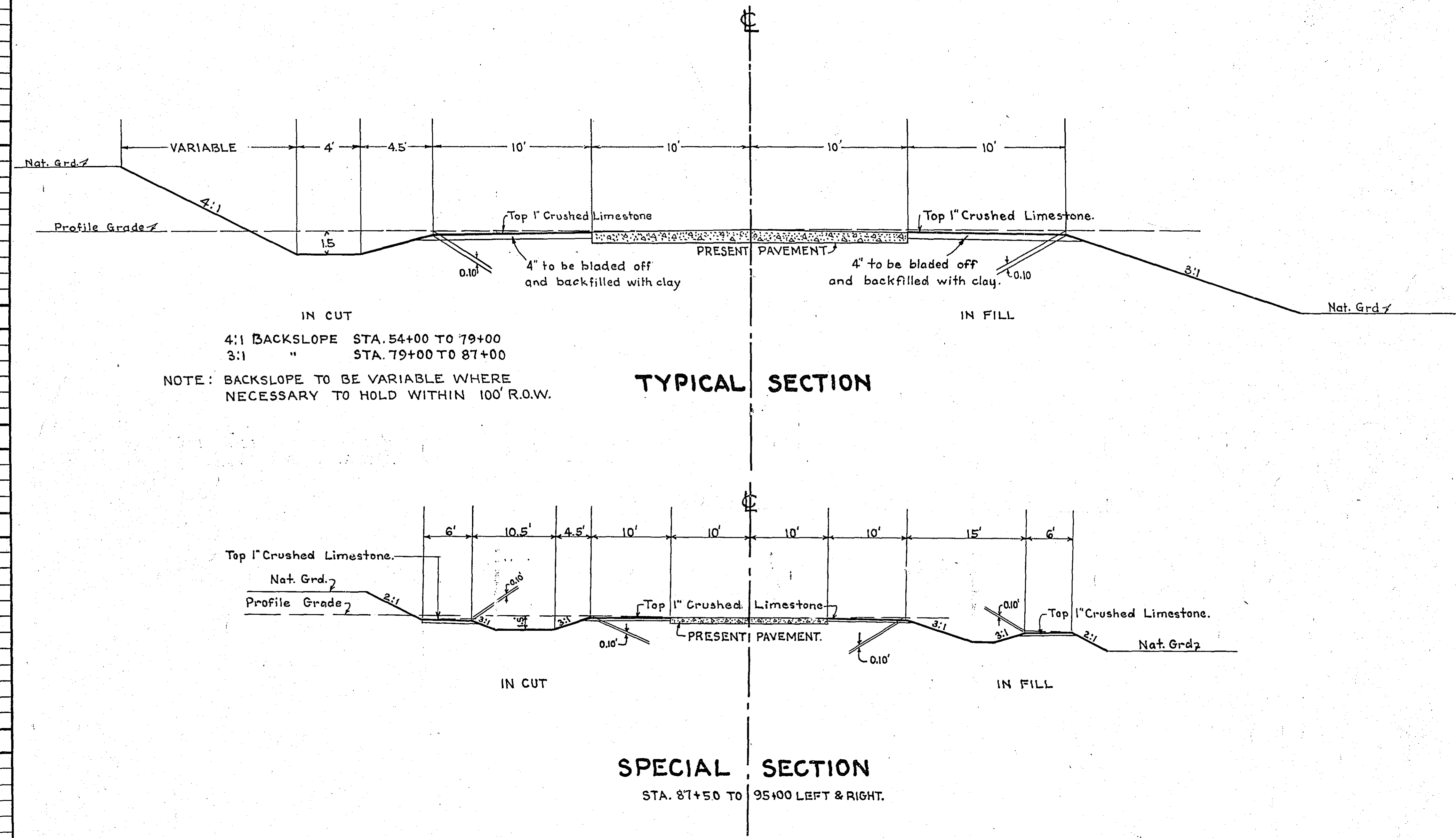


STATEMENT OF ESTIMATED QUANTITIES

CLASS	ITEM	UNIT	MILE From To	MILE From To	MILE From To	MILE From To	MILE From To	MILE From To	MILE From To	MILE From To	MILE From To	MILE From To	TOTAL ESTIMATED QUANTITIES
GRADING	1	Clearing	Trees										
	2	Grubbing	Trees										
	3	Clearing	Acres										
	4	Grubbing	Acres										
	5	Excavation	Earth	Cu. Yds.									
	6	Excavation	Loose Rock	Cu. Yds.									
	7	Excavation	Solid Rock	Cu. Yds.									
	8	Excavation	Overhaul	Cu. Yds.									
	9	Excavation	Special	Cu. Yds.									
	10	Excavation	Hand Ditch	Cu. Yds.									
	11	Install	12" C.M.	Lin. Ft.									
	12	Install	15" C.M.	Lin. Ft.									
	13	Install	18" C.M.	Lin. Ft.									
	14	Install	24" C.M.	Lin. Ft.									
	15	Install		Lin. Ft.									
	16	Install		Lin. Ft.									
	17	Install	18" P <sub>3</sub>	Lin. Ft.									
	18	Install	24" P <sub>3</sub>	Lin. Ft.									
	19	Install	30" P <sub>3</sub>	Lin. Ft.									
	20	Install	36" P <sub>3</sub>	Lin. Ft.									
	21	Install		Lin. Ft.									
	22	Install		Lin. Ft.									
	23	Remove Old Culvert		Lin. Ft.									
	24	Replace Old Culvert		Lin. Ft.									
	25	Finishing and Seeding	100 Sq. Yds.										
	26	Pubble Gutter	Cu. Yds.										
	27	Headwall	Concrete	Cu. Yds.									
	28	Headwall	Steel	Lbs.									
	29												
	30												
	31												
	32												
C.M. CULVERTS	1	Furnish 12" C.M.	Lin. Ft.										
	2	Furnish 15" C.M.	Lin. Ft.										
	3	Furnish 18" C.M.	Lin. Ft.										
	4	Furnish 24" C.M.	Lin. Ft.										
	5	Furnish	Lin. Ft.										
	6	Furnish	Lin. Ft.										
	7	Furnish 12" C.M. Band	Each										
	8	Furnish 15" C.M. Band	Each										
	9												
	10												
P <sub>3</sub> CULVERTS	1	Furnish 18" P <sub>3</sub>	Lin. Ft.										
	2	Furnish 24" P <sub>3</sub>	Lin. Ft.										
	3	Furnish 30" P <sub>3</sub>	Lin. Ft.										
	4	Furnish 36" P <sub>3</sub>	Lin. Ft.										
	5												
	6												
GUARD RAIL	1	Guard Rail - Cable	Lin. Ft.										
	2	Guard Rail Anchors	Each										
	3	Dummy Posts	Each										
	4												
SIDEWALKS AND CURBING	1	Concrete Curb - Straight	Lin. Ft.										
	2	Concrete Curb - Radius	Lin. Ft.										
	3	Remove Old Curb	Lin. Ft.										
	4	Remove Old Curb and Gutter	Lin. Ft.										
	5	Remove Old Sidewalk	Sq. Ft.										
	6	Replace Old Sidewalk	Sq. Ft.										
	7	Construct New Sidewalk	Sq. Ft.										
	8	Curb Inlet	Each										
	9	Catch Basin Complete	Each										
	10												
	11												
	12												
SEWER	1	12" Vitrified Sewer Pipe	Lin. Ft.										
	2	15" Vitrified Sewer Pipe	Lin. Ft.										
	3	18" Vitrified Sewer Pipe	Lin. Ft.										
	4	20" Vitrified Sewer Pipe	Lin. Ft.										
	5	24" Vitrified Sewer Pipe	Lin. Ft.										
	6	Manhole Complete	Each										
	7	Catch Basin Complete	Each										
8													
9													
10													
PAVEMENT	1	Pavement - 1 Course Conc.	Sq. Yds.										
	2	Pavement - Asphaltic Conc.	Sq. Yds.										
	3	Integral Curb 8"	Lin. Ft.										
	4	Integral Curb 12"	Lin. Ft.										
	5	Surface Drain	Each										
	6	Surface Drain Basin	Each										
	7	Shoulders - Earth	Lin. Ft.										
	8												
STRUCTURES	1	Concrete	Cu. Yds.										
	2	Reinforcing Steel	Lbs.										
	3	Excavation	Cu. Yds.										
	4	Piling	Lin. Ft.										
	5												
	6												
	7												
	8												
	9												
	10												

DETAILS

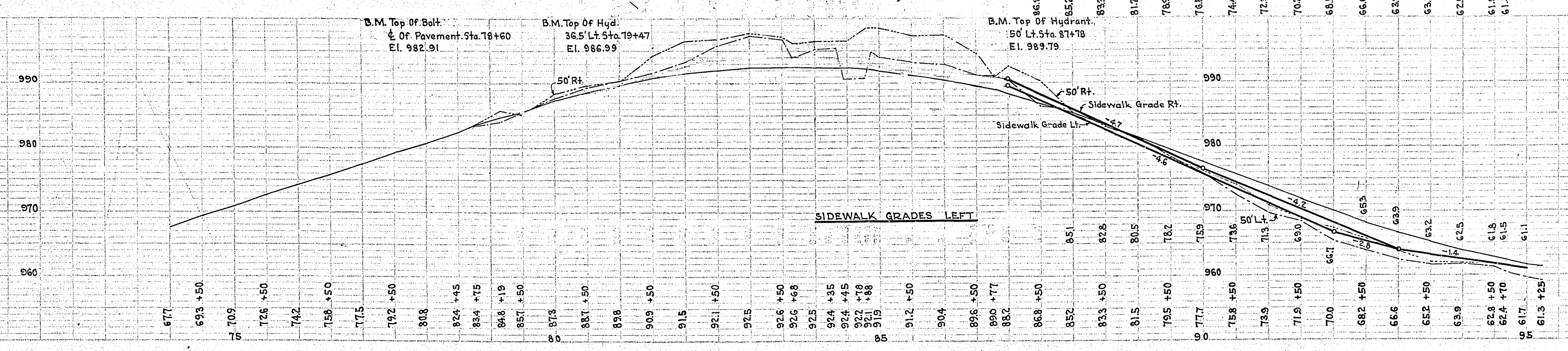
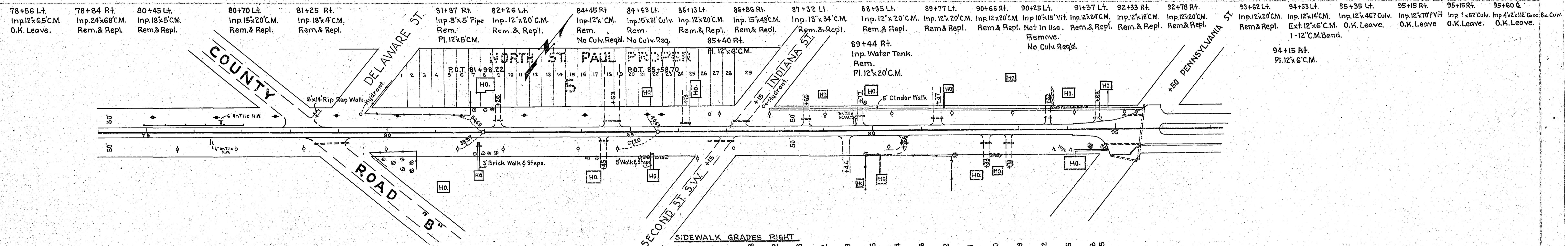
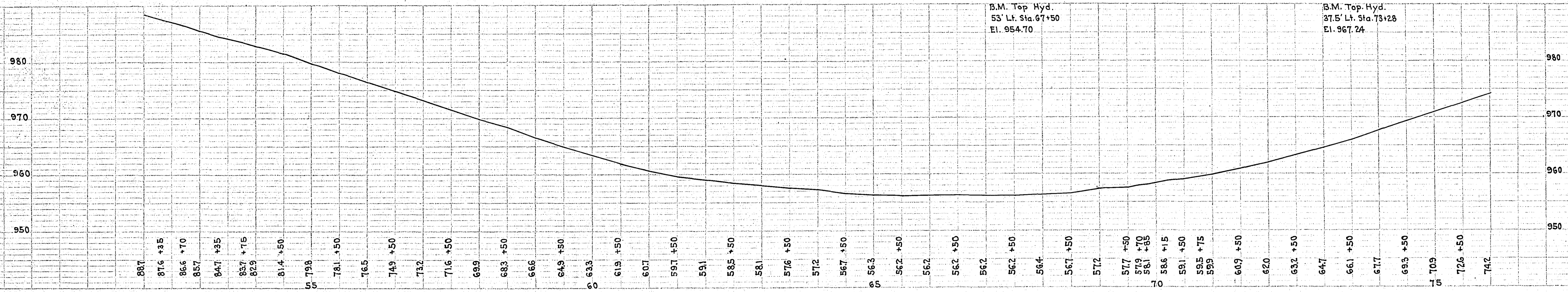
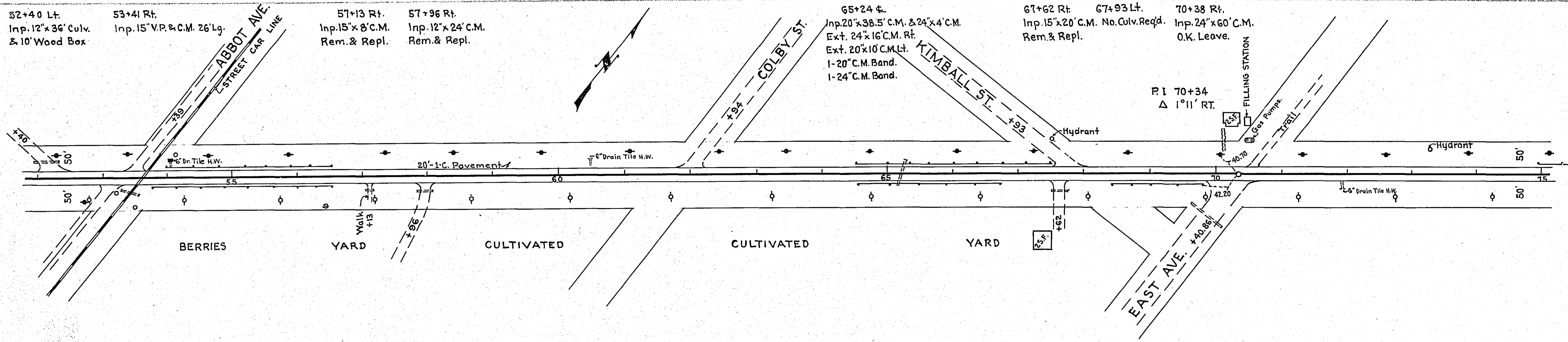


OFFICE OF  
 RAMSEY COUNTY SURVEYOR  
 HARRY S. BRONSON

PLAN FOR WIDENING  
**NORTH ST. PAUL ROAD**  
 FROM ABBOT AVE. TO PENNSYLVANIA ST.  
 SCALE AS SHOWN OCT. 1937

PLANS APPROVED 1937 *Harry S. Bronson*  
 COUNTY SURVEYOR

APPROVED 1937 *Wm. P. Schan*  
 CHAIRMAN OF COUNTY BOARD



**NORTH ST. PAUL ROAD  
ESTIMATED QUANTITIES**

Excav.	Cu.Yds.	2582
Walk (Crushed Limestone)	Cu.Yds.	250
Furn. & Install 12" C.M.	Lin. Ft.	35
" " 20" C.M.	" " "	10
" " 24" C.M.	" " "	16
Band 12" C.M.	Each	1
" 20"	" " "	1
" 24"	" " "	1
Borrow	Cu.Yds.	2000

PLAN

DATE	5/1
DESIGNED BY	...
CHECKED BY	...
APPROVED BY	...
NOTE BOOK	...
NO.	...

PROFILE

DATE	5/1
DESIGNED BY	...
CHECKED BY	...
APPROVED BY	...
NOTE BOOK	...
NO.	...