

CONSTRUCTION DIARY

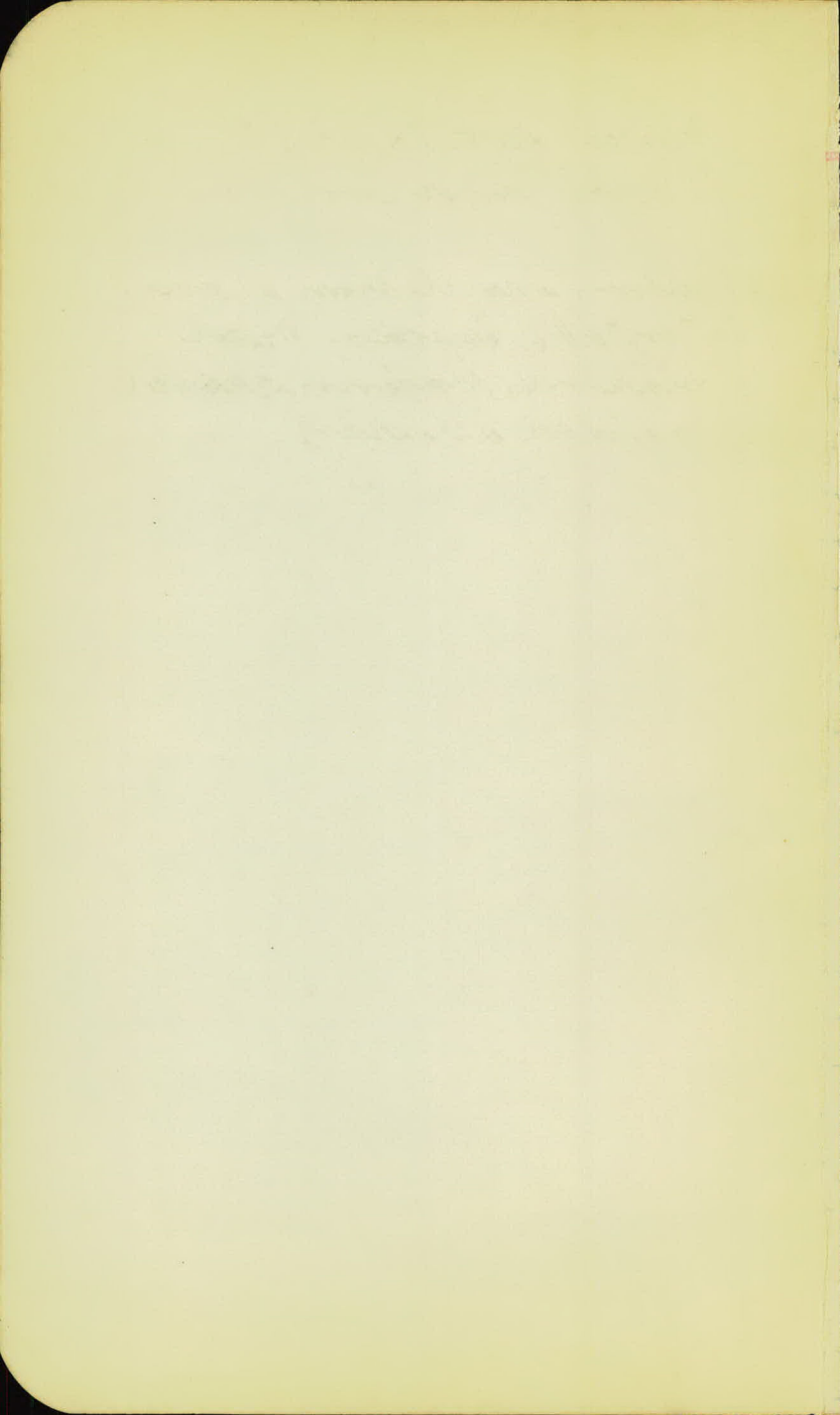
PROJ. 28-63

BOOK 2

BOOK #2

28-63

A. W. Lindahl  
ASST. ENGR.



Tues. Nov. 13, 1928

Fair and Cool - Windy

Hauling gravel from gravel  
pit with 6 trucks. Had  
Justabone grading gravel  
and road all day.

Wed. Nov. 14, 1928  
Cloudy and Cool.

Rained slightly all morning making road soft, but at 2:00 P.M. it rained very hard and job was closed down at 2:30. Road thru woods from pit is in very bad shape.

Thurs. Nov. 15, 1920  
Cloudy and cold.

Heavy rain last night, so  
unable to haul gravel today.  
Repaired road out of pit and  
stockpiled gravel at hopper.  
Bladed gravel on road for part  
of day.

Friday, Nov. 16, 1928  
Fair and Cool

Hauled gravel today. Trucks are having a great deal of trouble getting out from pit thru woods.

Gustafson's blading road and gravel except for time they brought load of hay to road from pit.

Sat. Nov. 17, 1928

Cloudy and ~~hot~~ Cold

Hauling gravel all day.  
Road from pit very bad, but  
ruts are being filled with hay  
and brush. We have developed  
a very bad hole between 83+00  
+ 85+00. Necessary to brush it  
to get trucks thru.

Sunday, Nov. 18, 1928

Fair and Cool.

No gravel or bedding on  
road today. Stockpiling  
gravel at pit.

Monday, Nov. 19, 1928

Cloudy and cold,  
Freezing temp. all day. Slight  
snow.

Hauled gravel all day. Two  
Whites did not start until about  
9 A.M. as owner claims he is  
tearing them to pieces on road.  
International broke off a  
front wheel in hole at 84+00  
Road now is full of hard  
ruts and I've asked several  
times that large County blade  
be sent over road as four horse  
blade can't do much. Mackintosh  
suggested today that we keep blade  
on road, and let gravel go  
if necessary.  
Blade working between 72+00  
and 113+00 all afternoon.

Tue, Nov. 20, 1928  
Cloudy and cold.

Hauled gravel all day. Came  
very slowly during afternoon.  
Because of difficulty of getting  
good gravel out of pit.

Wed. Nov. 21, 1928

Cloudy and Cold. Very Windy.

Understanding was that no gravel would be hauled today, but that day would be spent in stockpiling gravel which is getting difficult to get. However, without notifying us, they started to haul gravel at noon.

Thurs, Nov. 22, 1928

Clear and Cold

Spent entire day stockpiling gravel in front of slide from the S. E. corner of pit, which is hard to get at, with drag line. Some of material is not very good, but Mackintosh thinks we will have to use it anyway.

Friday, Nov. 23, 1928

Clear and Cool - Warm <sup>in P.M.</sup>

Spent the entire day stockpiling  
gravel in front of slide from  
S. E. corner of pit.

No Blading

Sat. Nov. 24, 1928  
Clear and Cold. Windy.

Hauling gravel today. Slow  
loading, as gravel froze very  
hard last night.

Blading gravel unloaded.  
Today so as to prevent freezing.

Sunday. Nov. 25, 1928

Fair and Cool.

Stockpiling gravel at pit today.  
It was the intention to haul gravel today, but foreman claimed he couldn't keep going with what he had.

Monday - Nov. 26, 1928  
Fair and Warm

Hauling Shilly gravel with  
3 - 6 yard trucks, and 1 - 3 yard.

Hauling trouble at pit with  
boiler which is leaking and  
prevents getting steam up.

Hauling from pit with 2 - 3 yard  
and 1 - 1/2 yard trucks.

Boiler leaked so bad that pit  
was closed down in afternoon.  
Worked on boiler until 10 P.M.

Tues. Nov. 27, 1928  
Cloudy and Cool.

Hauling from gravel pit and  
from Shick pit. Brigs on hoist  
at gravel pit again leaked badly  
and plant was closed down at  
noon and dismantling started.  
Bill Moore told me to finish  
with Shick gravel if ~~that~~ pit  
could not operate.

Wed. Nov. 28, 1928

Cloudy and Cool.

Finished gravel this morning  
with thick gravel.

Gustafson boys blading gravel  
delivered on job yesterday and  
today. Piles of gravel were badly  
frozen last night from freeze


This finishes project 28.63

Thurs. Nov. 29, 1928

"Thanksgiving"

Cloudy and cool

No work.





# Standard Memorandum Book


Ruled \$ and Cts.	Ruled Faint	Ruled \$ and Cts. Indexed Through	Size	No. of Leaves
6310	6311	6310 $\frac{1}{2}$	5 $\frac{7}{8}$ x 3 $\frac{5}{8}$	48
6312	6313	6312 $\frac{1}{2}$	"	96
6316	6317	6316 $\frac{1}{2}$	6 $\frac{3}{4}$ x 4 $\frac{1}{8}$	48
6318	6319	6318 $\frac{1}{2}$	"	96
6320		6320 $\frac{1}{2}$	"	144
6322	6323	6322 $\frac{1}{2}$	7 $\frac{3}{8}$ x 4 $\frac{5}{8}$	48
6324	6325	6324 $\frac{1}{2}$	"	96
6326		6326 $\frac{1}{2}$	"	144
6328	6329	6328 $\frac{1}{2}$	8 $\frac{5}{8}$ x 5 $\frac{1}{2}$	48
6330	6331	6330 $\frac{1}{2}$	"	96
6332		6332 $\frac{1}{2}$	"	144

Specify by Number, the Book desired

Made in U. S. A.



B&PNº 6322



U 2508