

RAMSEY CO
LCC PAVEMENT
JOB NO 2301

DIETZGEN
44 TRADE MARK

ENGINEERS'
FIELD BOOK
No. 403

MATERIALS & TESTS

EUGENE DIETZGEN CO.

DRAWING MATERIALS, MATHEMATICAL and
SURVEYING INSTRUMENTS

Chicago New York San Francisco New Orleans Pittsburg Toronto

Distances from Center of Roadway for Cross-Sectioning
Roadway 16 feet wide. Side Slopes 1 on 1.
For Single Track Embankment.

H	0	.1	.2	.3	.4	.5	.6	.7	.8	.9	H
0	8.0	8.1	8.2	8.3	8.4	8.5	8.6	8.7	8.8	8.9	0
1	9.0	9.1	9.2	9.3	9.4	9.5	9.6	9.7	9.8	9.9	1
2	10.0	10.1	10.2	10.3	10.4	10.5	10.6	10.7	10.8	10.9	2
3	11.0	11.1	11.2	11.3	11.4	11.5	11.6	11.7	11.8	11.9	3
4	12.0	12.1	12.2	12.3	12.4	12.5	12.6	12.7	12.8	12.9	4
5	13.0	13.1	13.2	13.3	13.4	13.5	13.6	13.7	13.8	13.9	5
6	14.0	14.1	14.2	14.3	14.4	14.5	14.6	14.7	14.8	14.9	6
7	15.0	15.1	15.2	15.3	15.4	15.5	15.6	15.7	15.8	15.9	7
8	16.0	16.1	16.2	16.3	16.4	16.5	16.6	16.7	16.8	16.9	8
9	17.0	17.1	17.2	17.3	17.4	17.5	17.6	17.7	17.8	17.9	9
10	18.0	18.1	18.2	18.3	18.4	18.5	18.6	18.7	18.8	18.9	10
11	19.0	19.1	19.2	19.3	19.4	19.5	19.6	19.7	19.8	19.9	11
12	20.0	20.1	20.2	20.3	20.4	20.5	20.6	20.7	20.8	20.9	12
13	21.0	21.1	21.2	21.3	21.4	21.5	21.6	21.7	21.8	21.9	13
14	22.0	22.1	22.2	22.3	22.4	22.5	22.6	22.7	22.8	22.9	14
15	23.0	23.1	23.2	23.3	23.4	23.5	23.6	23.7	23.8	23.9	15
16	24.0	24.1	24.2	24.3	24.4	24.5	24.6	24.7	24.8	24.9	16
17	25.0	25.1	25.2	25.3	25.4	25.5	25.6	25.7	25.8	25.9	17
18	26.0	26.1	26.2	26.3	26.4	26.5	26.6	26.7	26.8	26.9	18
19	27.0	27.1	27.2	27.3	27.4	27.5	27.6	27.7	27.8	27.9	19
20	28.0	28.1	28.2	28.3	28.4	28.5	28.6	28.7	28.8	28.9	20
21	29.0	29.1	29.2	29.3	29.4	29.5	29.6	29.7	29.8	29.9	21
22	30.0	30.1	30.2	30.3	30.4	30.5	30.6	30.7	30.8	30.9	22
23	31.0	31.1	31.2	31.3	31.4	31.5	31.6	31.7	31.8	31.9	23
24	32.0	32.1	32.2	32.3	32.4	32.5	32.6	32.7	32.8	32.9	24
25	33.0	33.1	33.2	33.3	33.4	33.5	33.6	33.7	33.8	33.9	25
26	34.0	34.1	34.2	34.3	34.4	34.5	34.6	34.7	34.8	34.9	26
27	35.0	35.1	35.2	35.3	35.4	35.5	35.6	35.7	35.8	35.9	27
28	36.0	36.1	36.2	36.3	36.4	36.5	36.6	36.7	36.8	36.9	28
29	37.0	37.1	37.2	37.3	37.4	37.5	37.6	37.7	37.8	37.9	29
30	38.0	38.1	38.2	38.3	38.4	38.5	38.6	38.7	38.8	38.9	30
31	39.0	39.1	39.2	39.3	39.4	39.5	39.6	39.7	39.8	39.9	31
32	40.0	40.1	40.2	40.3	40.4	40.5	40.6	40.7	40.8	40.9	32
33	41.0	41.1	41.2	41.3	41.4	41.5	41.6	41.7	41.8	41.9	33
34	42.0	42.1	42.2	42.3	42.4	42.5	42.6	42.7	42.8	42.9	34
35	43.0	43.1	43.2	43.3	43.4	43.5	43.6	43.7	43.8	43.9	35
36	44.0	44.1	44.2	44.3	44.4	44.5	44.6	44.7	44.8	44.9	36
37	45.0	45.1	45.2	45.3	45.4	45.5	45.6	45.7	45.8	45.9	37
38	46.0	46.1	46.2	46.3	46.4	46.5	46.6	46.7	46.8	46.9	38
39	47.0	47.1	47.2	47.3	47.4	47.5	47.6	47.7	47.8	47.9	39
40	48.0	48.1	48.2	48.3	48.4	48.5	48.6	48.7	48.8	48.9	40

Example—If point is 22.6 ft. above grade, how far should it be from center line to be a slope stake point? Ans. from Table 30.6. For same slopes but other widths of roadbed, correct above figures by one-half difference in width of roadbed; thus in example above, for 20 ft. roadbed distance will be $30.6 + (20 - 16) \div 2$ or 2 ft. added to $30.6 = 32.6$. For slopes of 1 on 1½ see inside of back cover.

Copyright, 1914, by Eugene Dietzgen Co.

McCree & Co - Contractors -

Job Let - June 1 - 1923

Grading Started - 6-6-23


Paving Started -


Shoulders Started -

Grading Completed.

Paving Completed.

Shoulders Completed





Date Reported	Cement Received				Tested
Date Received	Car Initial	Car No	No bbls	Source	by
9/22/23	IC	35863	231 ✓	Lehigh	GA Hall
	M&STL	12358	173 ✓	"	"
9/24/23	EJF ✓	7477	231	"	"
	STMO ✓	32848	235	"	"
9/25/23	S.F. ✓	45144	231	"	"
	^{NP} U.P. ✓	13816	260	"	"
9/26/23	^{NP} U.P.	124458	250 ²⁶⁰	"	"
	CRIP ✓	46110	241	"	"
9/27/23	CV.	83364	173	"	"
	B&O *	78920	173	"	"
9/28/23	11e	70356	236	"	"
	M&STL.	9614	173 ✓	"	"
9/29/23	DR.G	6266	231 ✓	"	"
10/1/23	IC ✓	170336	231 ✓	"	"
	IC ✓	23941	246 ✓	"	"
10/4/23	C&N.W ✓	128890	239 ✓	"	"
	IC ✓	174242	231 ✓	"	"
	C&N.W ✓	84004	231 ✓	"	"
10/8/23	R.I ✓	155612	231	"	"
	IC ✓	48013	231	"	"
	LE+W ✓	11121	231 ✓	"	"
	S&F. ✓	39171	231	"	"
	NYC. ✓	160041	160	"	"
	W+L.E ✓	27108	238	"	"
	S&F. ✓	38504	231	"	"

Remarks

Test Rep. Recd	Approved for Payment	Remarks
9/29/23 ✓	10/26/23	
9/29/23 ✓	10/26/23	
10/1/23 ✓	10/26/23	
10/1/23 ✓	10/26/23	
10/1/23 ✓	10/26/23	
10/10/23 ✓	10/26/23	
10/10/23 ✓	10/26/23	
10/10/23 ✓	10/26/23	
10/1/23 ✓	10/26/23	
10/12/23 ✓	10/26/23	QA Hall reports B40 72920
9/30/23 ✓	10/26/23	QA Hall reports IC 170356
10/1/23 ✓	10/26/23	
9/30/23 ✓	10/26/23	QA Hall reports 62,667
10/10/23 ✓	10/26/23	
10/10/23 ✓	10/26/23	
10/9/23 ✓	10/26/23	
10/10/23 ✓	10/26/23	
10/9/23 ✓	10/26/23	
10/10/23 ✓	10/26/23	
10/10/23 ✓	10/26/23	
10/12/23 ✓	10/26/23	
10/12/23 ✓	12/1/23	
10/12/23 ✓	12/1/23	
10/12/23 ✓	12/1/23	
10/6/23 ✓	10/26/23	

Date Received & Reported	Cement Received			source	Tested by
	Car Initial	Car No	No Bbl's		
Note 7/24 opposite	IC	170964	242 ✓	Lehigh	G.H. Hall
	IC	170536	231 ✓	"	"
	IC	47927	231 ✓	"	"
	NYC	235288	231 ✓	"	"
	FTSF	116699	231 ✓	"	"
	C+NW	109564	238 ✓	"	"
10/11/23	CHIA	50850	238	"	
	C+N.W	144718	260	"	
	CEW	22498	236	"	"
10/12/23	RI	40542	236 243	"	
10/15/23	N.P.	26321	244 ✓	"	"
	C.N.W	104526	239	"	"
10/18/23	BL+S.F	130199	231	"	"
	N.Y.C	245500	231	"	"
	FT+SF	31560	231	"	"
	P+LE	32581	231	"	"
	RI	44757	235	"	"
	GN	127440	246	"	"
	Penn	562449	260	"	"
	Wab.	76764	200	"	"
10/21/23	CofG	55212	200	"	"
	N.P.	26180		"	"
10/23/22	RI	31621	242	"	"
	GN	127440	246 ?	"	"
	Penn	562449		"	"

Test Report Recd. Approved for Payment Remarks


10/12/23 ✓	10/26/23
10/12/23 ✓	10/26/23
10/12/23 ✓	10/26/23
10/12/23 ✓	10/26/23
10/12/23 ✓	10/26/23
10/12/23 ✓	10/26/23
10/19/23 ✓	12/1/23
10/19/23 ✓	12/1/23
10/19/23 ✓	12/1/23
10/19/23 ✓	12/1/23
10/22/23 ✓	12/1/23
10/22/23 ✓	12/1/23
10/22/23 ✓	12/1/23
10/19/23 ✓	12/1/23
10/22/23 ✓	12/1/23
10/22/23 ✓	12/1/23
10/24/23 ✓	12/1/23
10/24/23 ✓	12/1/23
10/23/23 ✓	12/1/23
11/2/23 ✓	✓


~~7711411 report EC 170356~~

116609

Date Received & Reported	Cement Received			Source	Tested By
	Car Initial	Car No	No Bbls		
10/23/23	Wab	76764		Whigh	GA Hall
	Cof C	55212		"	"
X	C4NW	139412	233 ✓	"	"
	"	134364	238 ✓		
	FT+SF	47615	231 ✓		
	L4N.	11443	231 ✓	"	"
	I.C.	172319	242 ✓	"	"
	N.Y.C.	247147	231 ✓	"	"
	N.Y.C.	245157	231 ✓	"	"
	CNW	117130	250	"	"
	I.C.	35,906	200	"	"
	C4NW	80,668	231	"	"

Test Report Recd.	Approved for Payment	Remarks
10/20/23 ✓	12/11/23	Following Cars as Reported by Hoffman
10/20/23 ✓	12/11/23	
10/20/23 ✓	12/11/23	
10/22/23 ✓	12/11/23	
10/24/23 ✓	12/11/23	
10/20/23 ✓	12/11/23	
10/20/23 ✓	12/11/23	
10/29/23 ✓	12/11/23	
10/24/23 ^{11/15/23} ✓	12/11/23	
11/10/23 ✓	12/11/23	
		} see letter to Hoffman. 11/15/23






Remarks -

The page contains a large grid of graph paper. A vertical red line runs down the center of the page, dividing the grid into two equal halves. The grid consists of approximately 20 columns and 30 rows of small squares. The paper is aged and yellowed.

Sand Tests

Date	Source	Passing 1/4"	Passing #20	Loss by Elut.	Color Plate
------	--------	-----------------	----------------	------------------	----------------



Field Tests on Sand


Date	Source	Passing 1/4"	Pass #20	Loss by Elut	Color Plate
------	--------	-----------------	-------------	-----------------	----------------

Remarks

The page contains a large grid of graph paper. A vertical red line runs down the center of the page, dividing the grid into two equal halves. The grid consists of approximately 20 columns and 30 rows of small squares. The word "Remarks" is written in cursive at the top center, above the grid.


Field Tests on Sand

Date	Source	Passing #14	Pass #20	Loss by Elut.	Color Plate
------	--------	----------------	-------------	------------------	----------------



Field Tests on Sand

Date	Source	Passing 1/4"	Passing #20	Loss by Elut.	Color Plate
------	--------	-----------------	----------------	------------------	----------------



Field Tests on Rock

Date	Passing 2 ³ / ₄	Passing 2"	Passing 1"	Passing 1/4"	Passing 1/8"
------	--	---------------	---------------	-----------------	-----------------

Source
of
Material

Remarks

Field Tests on Rock

Date	Passing 2 ³ / ₄ "	Passing 2"	Passing 1"	Passing 1/4"	Passing 1/8"
------	--	---------------	---------------	-----------------	-----------------

Source
of
Material

Remarks

Field Tests on Rock

Date	Passing	Pass	Pass	Pass	Pass
	2 3/4"	2"	1"	1/4"	1/8"

Source


Remarks


Field Tests on Rock

Date	Passing 2 3/4	Passing 2"	Pass 1"	Pass 1/4"	Pass 1/8"
------	------------------	---------------	------------	--------------	--------------

Source.

Remarks





Sand Received on Job

Date Recd & Reported	Car initial	Car No	No Cu. Yds	Source	Tested by
-------------------------	----------------	-----------	---------------	--------	--------------

Remarks

- Remarks -


Sand Received on Job

Date Recd Reported	Car Initial	Car No	No Cu. Yds	Source	Tested by
-----------------------	----------------	-----------	---------------	--------	--------------

Remarks

Sand Received on Job

Date Recd & Reported	Car Initial	Car No	No Cu Yds	Source	Tested by
-------------------------	----------------	-----------	--------------	--------	--------------



Sand Received on Job


Date Recd & Reported	Car Initial	Car No	No Cu Yds	Source	Tested by
-------------------------	----------------	-----------	--------------	--------	--------------


Remarks

Sand Received on Job

Date Recd & Reported	Car Initial	Car No	No Cu. Yds	Source	Tasted by
-------------------------	----------------	-----------	---------------	--------	--------------


Remarks -






Rock Received on Job


Date Recd & Reported	Car Initial	Car No	No Cu.Yds	Source	Tested by
-------------------------	----------------	-----------	--------------	--------	--------------



Rock Received on Job


Date Recd & Reported	Car Initial	Car No	No Cu.Yds	Source	Tested by
-------------------------	----------------	-----------	--------------	--------	--------------






Rock Recd on Job

Date Recd & Reported	Car Initial	Car No	No Cu. Yds	Source	Tested by
-------------------------	----------------	-----------	---------------	--------	--------------



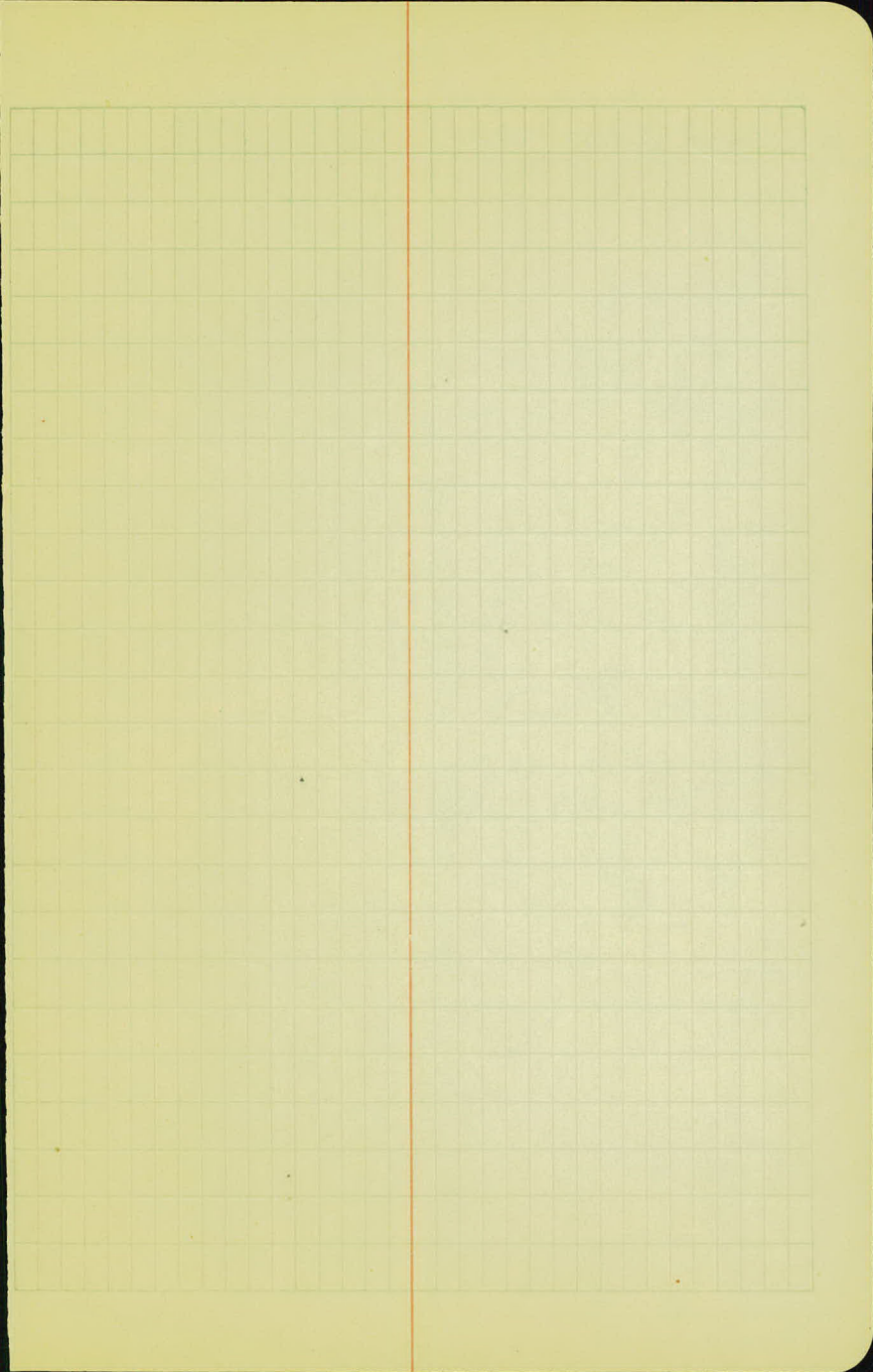
Rock Received on Job

Date Recd & Reported	Car Initial	Car No	No Cu. Yds	Source	Tested by
-------------------------	----------------	-----------	---------------	--------	--------------



Rock Feed on Job

Date Received & Reported	Car Initial	Car No	No Cu. Yds	Job Source	Tested by
-----------------------------------	----------------	-----------	---------------	---------------	--------------



Concrete Cylinders Made

Date Made	station Taken	sand Used	Rock Used	Date Taken from Job	Date sent to Laboratory
-----------	------------------	--------------	--------------	---------------------------	----------------------------------


Remarks


Concrete Cylinders Made

Date Made	station	sand Used	Rock Used	Date Taken off Job	Date sent to Lab.
-----------	---------	--------------	--------------	--------------------------	-------------------------

Remarks


The page contains a large grid of graph paper, consisting of approximately 20 columns and 30 rows of small squares. A vertical red line runs down the center of the page, dividing the grid into two equal halves. The grid is currently empty, with no data or text written within the cells.





Misc. Samples Sent to
Minn. Highway Dept. Lab.

Date sent	Material	source	M.H.D. Lab.
-----------	----------	--------	----------------




Cement samples sent
Minn. Highway Dept. Lab.

M.H.D.

Date Sent


Source
Material

Lab No



Sand Samples Sent to
Minnesota Highway Dept. Lab.

Date Sent	Source Material	M.H.D. Lab. No.
-----------	--------------------	--------------------



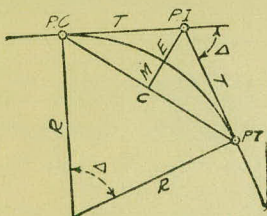
Rock Samples Sent to
Minn. Highway Dept. Lab.

Source M.H.D.

Date Sent Material Lab. No

DIETZGEN'S RAILROAD CURVE AND REDUCTION TABLES

Copyright, 1914, by Eugene Dietzgen Co., New York City



CURVE FORMULAS

Radius= $R = \frac{50}{\sin. \frac{D}{2}}$ (1) Degree of Curve= D and $\sin. \frac{D}{2} = \frac{50}{R}$ (2)

Tangent= $T = R \tan \frac{\Delta}{2}$ (3) Length of Curve= $L = 100 \frac{\Delta}{D}$ (4)

Middle ordinate= $M = R(1 - \cos. \frac{\Delta}{2})$ (5) $= R \text{vers} \frac{\Delta}{2}$ (6)

External= $E = T \tan \frac{\Delta}{4}$ (7) $= R \div \cos. \frac{\Delta}{2} - R$ (8) $= R \text{exsec} \frac{\Delta}{2}$ (9)

Long Chord= $C = 2 R \sin. \frac{\Delta}{2}$ (10) $\Delta = \text{Central Angle}$

EXPLANATION AND USE OF TABLES

Stations.—Given P. I.=Sta. 161 + 60.35 to find Sta. of P. C. and P. T. $\Delta = 62^\circ 10'$ $D = 8^\circ 20'$. From Table IV for 1° curve $T = 3454.1$ and $\div 8\frac{1}{3} = 414.49$ ft. From Table V correction = .36 or $T = 414.85$ ft. P. C.=Sta. P.I.— $T = 157 + 45.50$. Also from (4) $L = 746.00$ and P. T.=Sta. P. C. + $L = 164 + 91.50$.

Offsets.—Tangent offsets vary (approximately) directly with D and with square of the distance. Thus tangent offset for Sta. 158 on above curve is 2.16 ft. found as follows. From Table III tangent offset for 100 ft. = 7.27 ft. Distance = 158—Sta. P. C. = 54.50, hence offset = $7.27 (54.50 \div 100)^2 = 2.16$ ft. Also square of any distance divided by twice the radius equals (approximately) the distance from tangent to curve. Thus $(54.50)^2 \div (2 \times 688.26) = 2.16$ ft.

Deflections.—Deflection angle = $\frac{1}{2} D$ for 100 ft., $\frac{1}{4} D$ for 50 ft., etc. For c ft. = (in minutes) $.3 \times C \times D^\circ$ or = defl. for 1 ft. from Table III $\times C$. For Sta. 158 of above curve = $.3 \times 54.5 \times 8\frac{1}{3} = 136.2'$ or $2^\circ 16.2'$, or $= 2.50 \times 54.5 = 136.2'$ from Table III. For Sta. 159 deflection angle = $2^\circ 16.2' + 8^\circ 20' \div 2 = 6^\circ 26.2'$, etc.

Externals.—May be found in similar manner to tangents. Thus E for curve above is 91.37. For from Table IV for 1° curve $E = 960.6$ for $8^\circ 20' = 960.6 \div 8\frac{1}{3} = 91.27$ and from Table V correction = .10 or $E = 91.37$ ft. Or suppose $\Delta = 32^\circ$ and E is measured and found to be 42 ft. What is D ? From Table IV $E = 230.9$ and $\div 42 = 5.5$ or $D = 5^\circ 30'$.

TABLE I.—MINUTES IN DECIMALS OF A DEGREE.

1'	.0167	11'	.1833	21'	.3500	31'	.5167	41'	.6833	51'	.8500
2	.0333	12	.2000	22	.3667	32	.5333	42	.7000	52	.8667
3	.0500	13	.2167	23	.3833	33	.5500	43	.7167	53	.8833
4	.0667	14	.2333	24	.4000	34	.5667	44	.7333	54	.9000
5	.0833	15	.2500	25	.4167	35	.5833	45	.7500	55	.9167
6	.1000	16	.2667	26	.4333	36	.6000	46	.7667	56	.9333
7	.1167	17	.2833	27	.4500	37	.6167	47	.7833	57	.9500
8	.1333	18	.3000	28	.4667	38	.6333	48	.8000	58	.9667
9	.1500	19	.3167	29	.4833	39	.6500	49	.8167	59	.9833
10	.1667	20	.3333	30	.5000	40	.6667	50	.8333	60	1.0000

TABLE II.—INCHES IN DECIMALS OF A FOOT.

1-16	3-32	1/8	3-16	1/4	5-16	3/8	1/2	5/8	3/4	7/8
.0052	.0078	.0104	.0156	.0208	.0260	.0313	.0417	.0521	.0625	.0729
1	2	3	4	5	6	7	8	9	10	11
.0833	.1667	.2500	.3333	.4167	.5000	.5833	.6667	.7500	.8333	.9167

TABLE III.—RADI, ORDINATES AND DEFLECTIONS.

Deg.	Radius	Mid. Ord.	Tan. Offset	Def. for 1 Foot	Deg.	Radius	Mid. Ord.	Tan. Offset	Def. for 1 Foot	
0°	10'	34377.5	.036	.145	0.05'	7°	819.02	1.528	6.105	2.10'
	20	17188.8	.073	.291	0.10	20'	781.84	1.600	6.395	2.20
	30	11459.2	.109	.436	0.15	30	764.49	1.637	6.540	2.25
	40	8594.42	.145	.582	0.20	40	747.89	1.673	6.685	2.30
	50	6875.55	.182	.727	0.25					
1					8					
	10	5729.65	.218	.873	0.30	20	716.78	1.746	6.976	2.40
	20	4911.15	.255	1.018	0.35	30	688.16	1.819	7.266	2.50
	30	4297.28	.291	1.164	0.40	40	674.69	1.855	7.411	2.55
	40	3819.83	.327	1.309	0.45					
	50	3437.87	.364	1.454	0.50	9	637.28	1.965	7.846	2.70
		3125.36	.400	1.600	0.55	20	614.56	2.037	8.136	2.80
2					30	603.80	2.074	8.281	2.85	
	10	2864.93	.436	1.745	0.60	40	593.42	2.110	8.426	2.90
	20	2644.58	.473	1.891	0.65					
	30	2455.70	.509	2.036	0.70	10	573.69	2.183	8.716	3.00
	40	2292.01	.545	2.181	0.75	30	546.44	2.292	9.150	3.15
	50	2148.79	.582	2.327	0.80	11	521.67	2.402	9.585	3.30
		2022.41	.618	2.472	0.85	30	499.06	2.511	10.02	3.45
3					12	478.34	2.620	10.45	3.60	
	10	1910.08	.655	2.618	0.90	30	459.28	2.730	10.89	3.75
	20	1809.57	.691	2.763	0.95	13	441.68	2.839	11.32	3.90
	30	1719.12	.727	2.908	1.00	30	425.40	2.949	11.75	4.05
	40	1637.28	.764	3.054	1.05	14	410.28	3.058	12.18	4.20
	50	1562.88	.800	3.199	1.10	30	396.20	3.168	12.62	4.35
		1494.95	.836	3.345	1.15					
4					15	383.07	3.277	13.05	4.50	
	10	1432.69	.873	3.490	1.20	30	370.78	3.387	13.49	4.65
	20	1375.40	.909	3.635	1.25					
	30	1322.53	.945	3.718	1.30	16	359.27	3.496	13.92	4.80
	40	1273.57	.982	3.926	1.35	30	348.45	3.606	14.35	4.95
	50	1228.11	1.018	4.071	1.40	17	338.27	3.716	14.78	5.10
		1185.78	1.055	4.217	1.45	18	319.62	3.935	15.64	5.40
					19	302.94	4.155	16.51	5.70	
5					20	287.94	4.374	17.37	6.00	
	10	1146.28	1.091	4.362	1.50	21	274.37	4.594	18.22	6.30
	20	1109.33	1.127	4.507	1.55	22	262.04	4.814	19.08	6.60
	30	1074.68	1.164	4.653	1.60	23	250.79	5.035	19.94	6.90
	40	1042.14	1.200	4.798	1.65	24	240.49	5.255	20.79	7.20
	50	1011.51	1.237	4.943	1.70					
		982.64	1.273	5.088	1.75					
6					25	231.01	5.476	21.64	7.50	
	10	955.37	1.309	5.234	1.80	26	222.27	5.697	22.50	7.80
	20	929.57	1.346	5.379	1.85	27	214.18	5.918	23.35	8.10
	30	905.13	1.382	5.524	1.90	28	206.68	6.139	24.19	8.40
	40	881.95	1.418	5.669	1.95	29	199.70	6.360	25.04	8.70
	50	859.92	1.455	5.814	2.00	30	193.18	6.583	25.88	9.00

Note. Chord Deflection=2 times tangent deflection.

TABLE IV.—TANGENTS AND EXTERNALS TO A 1° CURVE.

Central Angle	Tangent	External	Central Angle	Tangent	External	Central Angle	Tangent	External
1°	50.00	.22	11°	551.70	26.50	21°	1061.9	97.57
10'	58.34	.30	10'	560.11	27.31	10'	1070.6	99.16
20	66.67	.39	20	568.53	28.14	20	1079.2	100.75
30	75.01	.49	30	576.95	28.97	30	1087.8	102.35
40	83.34	.61	40	585.36	29.82	40	1096.4	103.97
50	91.68	.73	50	593.79	30.68	50	1105.1	105.60
2	100.01	.87	12	602.21	31.56	22	1113.7	107.24
10	108.35	1.02	10	610.64	32.45	10	1122.4	108.90
20	116.68	1.19	20	619.07	33.35	20	1131.0	110.57
30	125.02	1.36	30	627.50	34.26	30	1139.7	112.25
40	133.36	1.55	40	635.93	35.18	40	1148.4	113.95
50	141.70	1.75	50	644.37	36.12	50	1157.0	115.66
3	150.04	1.96	13	652.81	37.07	23	1165.7	117.38
10	158.38	2.19	10	661.25	38.03	10	1174.4	119.12
20	166.72	2.43	20	669.70	39.01	20	1183.1	120.87
30	175.06	2.67	30	678.15	39.99	30	1191.8	122.63
40	183.40	2.93	40	686.60	40.99	40	1200.5	124.41
50	191.74	3.21	50	695.06	42.00	50	1209.2	126.20
4	200.08	3.49	14	703.51	43.03	24	1217.9	128.00
10	208.43	3.79	10	711.97	44.07	10	1226.6	129.82
20	216.77	4.10	20	720.44	45.12	20	1235.3	131.65
30	225.12	4.42	30	728.90	46.18	30	1244.0	133.50
40	233.47	4.76	40	737.37	47.25	40	1252.8	135.35
50	241.81	5.10	50	745.85	48.34	50	1261.5	137.23
5	250.16	5.46	15	754.32	49.44	25	1270.2	139.11
10	258.51	5.83	10	762.80	50.55	10	1279.0	141.01
20	266.86	6.21	20	771.29	51.68	20	1287.7	142.93
30	275.21	6.61	30	779.77	52.89	30	1296.5	144.85
40	283.57	7.01	40	788.26	53.97	40	1305.3	146.79
50	291.92	7.43	50	796.75	55.13	50	1314.0	148.75
6	300.28	7.86	16	805.25	56.31	26	1322.8	150.71
10	308.64	8.31	10	813.75	57.50	10	1331.6	152.69
20	316.99	8.76	20	822.25	58.70	20	1340.4	154.69
30	325.35	9.23	30	830.76	59.91	30	1349.2	156.70
40	333.71	9.71	40	839.27	61.14	40	1358.0	158.72
50	342.08	10.20	50	847.78	62.38	50	1366.8	160.76
7	350.44	10.71	17	856.30	63.63	27	1375.6	162.81
10	358.81	11.22	10	864.82	64.90	10	1384.4	164.86
20	367.17	11.75	20	873.35	66.18	20	1393.2	166.95
30	375.54	12.29	30	881.88	67.47	30	1402.0	169.04
40	383.91	12.85	40	890.41	68.77	40	1410.9	171.15
50	392.28	13.41	50	898.95	70.09	50	1419.7	173.27
8	400.66	13.99	18	907.49	71.42	28	1428.6	175.41
10	409.03	14.58	10	916.03	72.76	10	1437.4	177.55
20	417.41	15.18	20	924.58	74.12	20	1446.3	179.72
30	425.79	15.80	30	933.13	75.49	30	1455.1	181.89
40	434.17	16.43	40	941.69	76.86	40	1464.0	184.08
50	442.55	17.07	50	950.25	78.26	50	1472.9	186.29
9	450.93	17.72	19	958.81	79.67	29	1481.8	188.51
10	459.32	18.38	10	967.38	81.09	10	1490.7	190.74
20	467.71	19.06	20	975.96	82.53	20	1499.6	192.99
30	476.10	19.75	30	984.53	83.97	30	1508.5	195.25
40	484.49	20.45	40	993.12	85.43	40	1517.4	197.53
50	492.88	21.16	50	1001.7	86.90	50	1526.3	199.82
10	501.28	21.89	20	1010.3	88.39	30	1535.3	202.12
10	509.68	22.62	10	1018.9	89.89	10	1544.2	204.44
20	518.08	23.38	20	1027.5	91.40	20	1553.1	206.77
30	526.48	24.14	30	1036.1	92.92	30	1562.1	209.12
40	534.89	24.91	40	1044.7	94.46	40	1571.0	211.48
50	543.29	25.70	50	1053.3	96.01	50	1580.0	213.86

TABLE IV.—TANGENTS AND EXTERNALS TO A 1° CURVE.

Central Angle	Tangent	External	Central Angle	Tangent	External	Central Angle	Tangent	External
31°	1589.0	216.3	41°	2142.2	387.4	51°	2732.9	618.4
10'	1598.0	218.7	10'	2151.7	390.7	10'	2743.1	622.8
20	1606.9	221.1	20	2161.2	394.1	20	2753.4	627.2
30	1615.9	223.5	30	2170.8	397.4	30	2763.7	631.7
40	1624.9	226.0	40	2180.3	400.8	40	2773.9	636.2
50	1633.9	228.4	50	2189.9	404.2	50	2784.2	640.7
32	1643.0	230.9	42	2199.4	407.6	52	2794.5	645.2
10	1652.0	233.4	10	2209.0	411.1	10	2804.9	649.7
20	1661.0	235.9	20	2218.6	414.5	20	2815.2	654.3
30	1670.0	238.4	30	2228.1	418.0	30	2825.6	658.8
40	1679.1	241.0	40	2237.7	421.4	40	2835.9	663.4
50	1688.1	243.5	50	2247.3	425.0	50	2846.3	668.0
33	1697.2	246.1	43	2257.0	428.5	53	2856.7	672.7
10	1706.3	248.7	10	2266.6	432.0	10	2867.1	677.3
20	1715.3	251.3	20	2276.2	435.6	20	2877.5	682.0
30	1724.4	253.9	30	2285.9	439.2	30	2888.0	686.7
40	1733.5	256.5	40	2295.6	442.8	40	2898.4	691.4
50	1742.6	259.1	50	2305.2	446.4	50	2908.9	696.1
34	1751.7	261.8	44	2314.9	450.0	54	2919.4	700.9
10	1760.8	264.5	10	2324.6	453.6	10	2929.9	705.7
20	1770.0	267.2	20	2334.3	457.3	20	2940.4	710.5
30	1779.1	269.9	30	2344.1	461.0	30	2951.0	715.3
40	1788.2	272.6	40	2353.8	464.6	40	2961.5	720.1
50	1797.4	275.3	50	2363.5	468.4	50	2972.1	725.0
35	1806.6	278.1	45	2373.3	472.1	55	2982.7	729.9
10	1815.7	280.8	10	2383.1	475.8	10	2993.3	734.8
20	1824.9	283.6	20	2392.8	479.6	20	3003.9	739.7
30	1834.1	286.4	30	2402.6	483.3	30	3014.5	744.6
40	1843.3	289.2	40	2412.4	487.2	40	3025.2	749.6
50	1852.5	292.0	50	2422.3	491.0	50	3035.8	754.6
36	1861.7	294.9	46	2432.1	494.8	56	3046.5	759.6
10	1870.9	297.7	10	2441.9	498.7	10	3057.2	764.6
20	1880.1	300.6	20	2451.8	502.5	20	3067.9	769.7
30	1889.4	303.5	30	2461.7	506.4	30	3078.7	774.7
40	1898.6	306.4	40	2471.5	510.3	40	3089.4	779.8
50	1907.9	309.3	50	2481.4	514.3	50	3100.2	784.9
37	1917.1	312.2	47	2491.3	518.2	57	3110.9	790.1
10	1926.4	315.2	10	2501.2	522.2	10	3121.7	795.2
20	1935.7	318.1	20	2511.2	526.1	20	3132.6	800.4
30	1945.0	321.1	30	2521.1	530.1	30	3143.4	805.6
40	1954.3	324.1	40	2531.1	534.2	40	3154.2	810.9
50	1963.6	327.1	50	2541.0	538.2	50	3165.1	816.1
38	1972.9	330.2	48	2551.0	542.2	58	3176.0	821.4
10	1982.2	333.2	10	2561.0	546.3	10	3186.9	826.7
20	1991.5	336.3	20	2571.0	550.4	20	3197.8	832.0
30	2000.9	339.3	30	2581.0	554.5	30	3208.8	837.3
40	2010.2	342.4	40	2591.0	558.6	40	3219.7	842.7
50	2019.6	345.5	50	2601.1	562.8	50	3230.7	848.1
39	2029.0	348.6	49	2611.2	566.9	59	3241.7	853.5
10	2038.4	351.8	10	2621.2	571.1	10	3252.7	858.9
20	2047.8	354.9	20	2631.3	575.3	20	3263.7	864.3
30	2057.2	358.1	30	2641.4	579.5	30	3274.8	869.8
40	2066.6	361.3	40	2651.5	583.8	40	3285.8	875.3
50	2076.0	364.5	50	2661.6	588.0	50	3296.9	880.8
40	2085.4	367.7	50	2671.8	592.3	60	3308.0	886.4
10	2094.9	371.0	10	2681.9	596.6	10	3319.1	892.0
20	2104.3	374.2	20	2692.1	600.9	20	3330.3	897.5
30	2113.8	377.5	30	2702.3	605.3	30	3341.4	903.2
40	2123.3	380.8	40	2712.5	609.6	40	3352.6	908.8
50	2132.7	384.1	50	2722.7	614.0	50	3363.8	914.5

TABLE IV.—TANGENTS AND EXTERNALS TO A 1° CURVE.

Central Angle	Tangent	External	Central Angle	Tangent	External	Central Angle	Tangent	External
61°	3375.0	920.2	71°	4086.9	1308.2	81°	4893.6	1805.3
10'	3386.3	925.9	10'	4099.5	1315.6	10'	4908.0	1814.7
20	3397.5	931.6	20	4112.1	1322.9	20	4922.5	1824.1
30	3408.8	937.3	30	4124.8	1330.3	30	4937.0	1833.6
40	3420.1	943.1	40	4137.4	1337.7	40	4951.5	1843.1
50	3431.4	948.9	50	4150.1	1345.1	50	4966.1	1852.6
62	3442.7	954.8	72	4162.8	1352.6	82	4980.7	1862.2
10	3454.1	960.6	10	4175.6	1360.1	10	4995.4	1871.8
20	3465.4	966.5	20	4188.5	1367.6	20	5010.0	1881.5
30	3476.8	972.4	30	4201.2	1375.2	30	5024.8	1891.2
40	3488.3	978.3	40	4214.0	1382.8	40	5039.5	1900.9
50	3499.7	984.3	50	4226.8	1390.4	50	5054.3	1910.7
63	3511.1	990.2	73	4239.7	1398.0	83	5069.2	1920.5
10	3522.6	996.2	10	4252.6	1405.7	10	5084.0	1930.4
20	3534.1	1002.3	20	4265.6	1413.5	20	5099.0	1940.3
30	3545.6	1008.3	30	4278.5	1421.2	20	5113.9	1950.3
40	3557.2	1014.4	40	4291.5	1429.0	40	5128.9	1960.2
50	3568.7	1020.5	50	4304.6	1436.8	50	5143.9	1970.3
64	3580.3	1026.6	74	4317.6	1444.6	84	5159.0	1980.4
10	3591.9	1032.8	10	4330.7	1452.5	10	5174.1	1990.5
20	3603.5	1039.0	20	4343.8	1460.4	20	5189.3	2000.6
30	3615.1	1045.2	30	4356.9	1468.4	30	5204.4	2010.8
40	3626.8	1051.4	40	4370.1	1476.4	40	5219.7	2021.1
50	3638.5	1057.7	50	4383.3	1484.4	50	5234.9	2031.4
65	3650.2	1063.9	75	4396.5	1492.4	85	5250.3	2041.7
10	3661.9	1070.2	10	4409.8	1500.5	10	5265.6	2052.1
20	3673.7	1076.6	20	4423.1	1508.6	20	5281.0	2062.5
30	3685.4	1082.9	30	4436.4	1516.7	30	5296.4	2073.0
40	3697.2	1089.3	40	4449.7	1524.9	40	5311.9	2083.5
50	3709.0	1095.7	50	4463.1	1533.1	50	5327.4	2094.1
66	3720.9	1102.2	76	4476.5	1541.4	86	5343.0	2104.7
10	3732.7	1108.6	10	4489.9	1549.7	10	5358.6	2115.3
20	3744.6	1115.1	20	4503.4	1558.0	20	5374.2	2126.0
30	3756.5	1121.7	30	4516.9	1566.3	30	5389.9	2136.7
40	3768.5	1128.2	40	4530.4	1574.7	40	5405.6	2147.5
50	3780.4	1134.8	50	4544.0	1583.1	50	5421.4	2158.4
67	3792.4	1141.4	77	4557.6	1591.6	87	5437.2	2169.2
10	3804.4	1148.0	10	4571.2	1600.1	10	5453.1	2180.2
20	3816.4	1154.7	20	4584.8	1608.6	20	5469.0	2191.1
30	3828.4	1161.3	30	4598.5	1617.1	30	5484.9	2202.2
40	3840.5	1168.1	40	4612.2	1625.7	40	5500.9	2213.2
50	3852.6	1174.8	50	4626.0	1634.4	50	5517.0	2224.3
68	3864.7	1181.6	78	4639.8	1643.0	88	5533.1	2235.5
10	3876.8	1188.4	10	4653.6	1651.7	10	5549.2	2246.7
20	3889.0	1195.2	20	4667.4	1660.5	20	5565.4	2258.0
30	3901.2	1202.0	30	4681.3	1669.2	30	5581.6	2269.3
40	3913.4	1208.9	40	4695.2	1678.1	40	5597.8	2280.6
50	3925.6	1215.8	50	4709.2	1686.9	50	5614.2	2292.0
69	3937.9	1222.7	79	4723.2	1695.8	89	5630.5	2303.5
10	3950.2	1229.7	10	4737.2	1704.7	10	5646.9	2315.0
20	3962.5	1236.7	20	4751.2	1713.7	20	5663.4	2326.6
30	3974.8	1243.7	30	4765.3	1722.7	30	5679.9	2338.2
40	3987.2	1250.8	40	4779.4	1731.7	40	5696.4	2349.8
50	3999.5	1257.9	50	4793.6	1740.8	50	5713.0	2361.5
70	4011.9	1265.0	80	4807.7	1749.9	90	5729.7	2373.3
10	4024.4	1272.1	10	4822.0	1759.0	10	5746.3	2385.1
20	4036.8	1279.3	20	4836.2	1768.2	20	5763.1	2397.0
30	4049.3	1286.5	30	4850.5	1777.4	30	5779.9	2408.9
40	4061.8	1293.6	40	4864.8	1786.7	40	5796.7	2420.9
50	4074.4	1300.9	50	4879.2	1796.0	50	5813.6	2432.9

TABLE IV.—TANGENTS AND EXTERNALS TO A 1° CURVE.

Central Angle	Tangent	External	Central Angle	Tangent	External	Central Angle	Tangent	External
91°	5830.5	2444.9	101°	6950.6	3278.1	111°	8336.7	4386.1
10'	5847.5	2457.1	10'	6971.3	3294.1	10'	8362.7	4407.6
20	5864.6	2469.3	20	6992.0	3310.1	20	8388.9	4429.2
30	5881.7	2481.5	30	7012.7	3326.1	30	8415.1	4450.9
40	5898.8	2493.8	40	7033.6	3342.3	40	8441.5	4472.7
50	5916.0	2506.1	50	7054.5	3358.5	50	8468.0	4494.6
92	5933.2	2518.5	102	7075.5	3374.9	112	8494.6	4516.6
10	5950.5	2531.0	10	7096.6	3391.2	10	8521.3	4538.8
20	5967.9	2543.5	20	7117.8	3407.7	20	8548.1	4561.1
30	5985.3	2556.0	30	7139.0	3424.3	30	8575.0	4583.4
40	6002.7	2568.6	40	7160.3	3440.9	40	8602.1	4606.0
50	6020.2	2581.3	50	7181.7	3457.6	50	8629.3	4628.6
93	6037.8	2594.0	103	7203.2	3474.4	113	8656.6	4651.3
10	6055.4	2606.8	10	7224.7	3491.3	10	8684.0	4674.2
20	6073.1	2619.7	20	7246.3	3508.2	20	8711.5	4697.2
30	6090.8	2632.6	30	7268.0	3525.2	30	8739.2	4720.3
40	6108.6	2645.5	40	7289.8	3542.4	40	8767.0	4743.6
50	6126.4	2658.5	50	7311.7	3559.6	50	8794.9	4766.9
94	6144.3	2671.6	104	7333.6	3576.8	114	8822.9	4790.4
10	6162.6	2684.7	10	7355.6	3594.2	10	8851.0	4814.1
20	6180.2	2697.9	20	7377.8	3611.7	20	8879.3	4837.8
30	6198.3	2711.2	30	7399.9	3629.2	30	8907.7	4861.7
40	6216.4	2724.5	40	7422.2	3646.8	40	8936.3	4885.7
50	6234.6	2737.9	50	7444.6	3664.5	50	8965.0	4909.9
95	6252.8	2751.3	105	7467.0	3682.3	115	8993.8	4934.1
10	6271.1	2764.8	10	7489.6	3700.2	10	9022.7	4958.6
20	6289.4	2778.3	20	7512.2	3718.2	20	9051.7	4983.1
30	6307.9	2792.0	30	7534.9	3736.2	30	9080.9	5007.8
40	6326.3	2805.6	40	7557.7	3754.4	40	9110.3	5032.6
50	6344.8	2819.4	50	7580.5	3772.6	50	9139.8	5057.6
96	6363.4	2833.2	106	7603.5	3791.0	116	9169.4	5082.7
10	6382.1	2847.0	10	7626.6	3809.4	10	9199.1	5107.9
20	6400.8	2861.0	20	7649.7	3827.9	20	9229.0	5133.3
30	6419.5	2875.0	30	7672.9	3846.5	30	9259.0	5158.8
40	6438.4	2889.0	40	7696.3	3865.2	40	9289.2	5184.5
50	6457.3	2903.1	50	7719.7	3884.0	50	9319.5	5210.3
97	6476.2	2917.3	107	7743.2	3902.9	117	9349.9	5236.2
10	6495.2	2931.6	10	7766.8	3921.9	10	9380.5	5262.3
20	6514.3	2945.9	20	7790.5	3940.9	20	9411.3	5288.6
30	6533.4	2960.3	30	7814.3	3960.1	30	9442.2	5315.0
40	6552.6	2974.7	40	7838.1	3979.4	40	9473.2	5341.5
50	6571.9	2989.2	50	7862.1	3998.7	50	9504.4	5368.2
98	6591.2	3003.8	108	7886.2	4018.2	118	9535.7	5395.1
10	6610.6	3018.4	10	7910.4	4037.8	10	9567.2	5422.1
20	6630.1	3033.1	20	7934.6	4057.4	20	9598.9	5449.2
30	6649.6	3047.9	30	7959.0	4077.2	30	9630.7	5476.5
40	6669.2	3062.8	40	7983.5	4097.1	40	9662.6	5504.0
50	6688.8	3077.7	50	8008.0	4117.0	50	9694.7	5531.7
99	6708.6	3092.7	109	8032.7	4137.1	119	9727.0	5559.4
10	6728.4	3107.7	10	8057.4	4157.3	10	9759.4	5587.4
20	6748.2	3122.9	20	8082.3	4177.5	20	9792.0	5615.5
30	6768.1	3138.1	30	8107.3	4197.9	30	9824.8	5643.8
40	6788.1	3153.3	40	8132.3	4218.4	40	9857.7	5672.3
50	5808.2	3168.7	50	8157.5	4239.0	50	9890.8	5700.9
100	6828.3	3184.1	110	8182.8	4259.7	120	9924.0	5729.7
10	6848.5	3199.6	10	8208.2	4280.5	10	9957.5	5758.6
20	6868.8	3215.1	20	8233.7	4301.4	20	9991.0	5787.7
30	6889.2	3230.8	30	8259.3	4322.4	30	10025.0	5817.0
40	6909.6	3246.5	40	8285.0	4343.6	40	10059.0	5846.5
50	6930.1	3262.3	50	8310.8	4364.8	50	10093.0	5876.1

TABLE V.—CORRECTIONS FOR TANGENTS AND EXTERNALS.

These corrections are to be added to the approximate values, found by dividing the tangent, or external, for a 1° curve (Table IV) by the degree of curve, in order to obtain the true tangents, or externals. Intermediate values may be obtained by interpolation.

FOR TANGENTS ADD

Central Angle	DEGREE OF CURVE													
	5°	10°	15°	20°	25°	30°	35°	40°	45°	50°	55°	60°	65°	70°
10°	.03	.06	.09	.13	.16	.19	.22	.25	.28	.31	.34	.38	.42	.46
15°	.04	.10	.14	.19	.24	.29	.34	.39	.45	.51	.53	.58	.63	.68
20°	.06	.13	.19	.26	.32	.39	.45	.51	.58	.65	.72	.79	.84	.90
25°	.08	.16	.24	.33	.40	.49	.58	.67	.75	.83	.90	.99	1.06	1.14
30°	.10	.19	.29	.39	.49	.59	.69	.79	.89	.99	1.09	1.20	1.29	1.39
35°	.11	.22	.34	.47	.58	.69	.79	.81	.92	1.04	1.29	1.42	1.54	1.66
40°	.13	.26	.40	.53	.67	.80	.93	1.06	1.20	1.34	1.49	1.64	1.79	1.94
45°	.15	.30	.44	.60	.76	.91	1.06	1.21	1.37	1.52	1.70	1.87	2.04	2.21
50°	.17	.34	.51	.68	.85	1.02	1.19	1.36	1.54	1.72	1.91	2.10	2.29	2.48
55°	.19	.38	.57	.76	.95	1.14	1.32	1.52	1.72	1.92	2.14	2.35	2.56	2.77
60°	.21	.42	.63	.84	1.05	1.27	1.49	1.71	1.94	2.17	2.38	2.60	2.83	3.07
65°	.23	.46	.69	.93	1.16	1.40	1.64	1.88	2.13	2.38	2.63	2.88	3.13	3.39
70°	.25	.51	.76	1.02	1.28	1.54	1.80	2.06	2.33	2.60	2.88	3.16	3.44	3.72
75°	.27	.56	.83	1.12	1.40	1.69	1.98	2.27	2.57	2.87	3.16	3.47	3.78	4.09
80°	.30	.61	.91	1.22	1.53	1.84	2.15	2.46	2.78	3.10	3.44	3.78	4.12	4.46
85°	.33	.66	1.00	1.33	1.68	2.02	2.36	2.70	3.05	3.40	3.77	4.14	4.55	4.89
90°	.36	.72	1.09	1.45	1.83	2.20	2.57	2.94	3.32	3.70	4.10	4.50	4.91	5.32
95°	.39	.79	1.19	1.55	2.00	2.40	2.80	3.20	3.61	4.02	4.40	4.98	5.38	5.83
100°	.43	.86	1.30	1.74	2.18	2.62	3.06	3.50	3.95	4.40	4.88	5.37	5.85	6.34
110°	.51	1.03	1.56	2.08	2.61	3.14	3.67	4.21	4.76	5.31	5.86	6.43	7.01	7.60
120°	.62	1.25	1.93	2.52	3.16	3.81	4.45	5.11	5.77	6.44	7.12	7.80	8.50	9.22

FOR EXTERNALS ADD

Central Angle.	DEGREE OF CURVE													
	5°	10°	15°	20°	25°	30°	35°	40°	45°	50°	55°	60°	65°	70°
10°	.001	.003	.004	.006	.007	.008	.009	.011	.012	.014	.015	.017	.018	.020
15°	.003	.007	.010	.014	.018	.023	.027	.029	.032	.035	.039	.043	.047	.051
20°	.006	.011	.017	.022	.028	.034	.038	.045	.051	.057	.063	.070	.076	.083
25°	.009	.018	.027	.036	.046	.056	.065	.074	.083	.093	.106	.120	.127	.135
30°	.013	.025	.038	.051	.065	.078	.090	.103	.116	.129	.149	.170	.179	.188
35°	.018	.035	.054	.072	.086	.109	.131	.153	.175	.197	.213	.230	.247	.264
40°	.023	.046	.070	.093	.117	.141	.172	.203	.234	.265	.277	.290	.315	.341
45°	.030	.060	.093	.119	.153	.184	.216	.254	.289	.325	.351	.378	.411	.445
50°	.037	.075	.116	.151	.189	.227	.266	.305	.345	.384	.425	.467	.508	.550
55°	.046	.093	.142	.188	.236	.283	.332	.381	.420	.479	.530	.582	.641	.700
60°	.056	.112	.168	.225	.283	.340	.398	.457	.516	.575	.636	.697	.774	.851
65°	.067	.135	.204	.273	.343	.412	.483	.554	.625	.697	.771	.845	.922	1.01
70°	.080	.159	.240	.321	.403	.485	.568	.652	.735	.819	.906	.994	1.08	1.17
75°	.095	.182	.286	.383	.480	.578	.678	.777	.877	.977	1.07	1.18	1.29	1.39
80°	.110	.220	.332	.445	.558	.671	.787	.903	1.02	1.13	1.25	1.38	1.50	1.62
85°	.128	.259	.391	.524	.657	.790	.926	1.06	1.20	1.34	1.47	1.62	1.76	1.91
90°	.149	.299	.450	.603	.756	.910	1.07	1.22	1.38	1.54	1.70	1.87	2.03	2.20
95°	.174	.350	.522	.706	.885	1.06	1.25	1.43	1.62	1.80	1.99	2.18	2.38	2.58
100°	.200	.401	.604	.809	1.01	1.22	1.43	1.64	1.85	2.06	2.28	2.50	2.73	2.96
110°	.268	.536	.806	1.08	1.35	1.63	1.91	2.20	2.48	2.76	3.05	3.35	3.66	3.96
120°	.360	.721	1.08	1.45	1.82	2.19	2.57	2.95	3.33	3.72	4.11	4.50	4.91	5.32

TABLE VI.—CORRECTIONS FOR SUB-CHORDS AND LONG CHORDS.

FOR SUB-CHORDS ADD										Excess of arc per 100 ft.	LONG CHORDS				
D	10	20	30	40	50	60	70	80	90		D	200	300	400	500
4°	.00	.00	.01	.01	.01	.01	.01	.01	.06	.02	1	199.99	299.97	399.92	499.85
6	.00	.01	.01	.02	.02	.02	.02	.02	.01	.05	2	199.97	299.88	399.70	499.39
8	.01	.02	.02	.03	.03	.03	.03	.03	.01	.08	3	199.93	299.73	399.32	498.63
10	.01	.02	.03	.04	.05	.05	.05	.04	.02	.13	4	199.88	299.51	398.78	497.57
12	.02	.04	.05	.06	.07	.07	.07	.05	.03	.18	5	199.81	299.24	398.10	496.20
14	.02	.05	.07	.08	.09	.10	.09	.07	.04	.25	6	199.73	298.90	397.26	494.53
16	.03	.06	.09	.11	.12	.12	.12	.09	.05	.33	7	199.63	298.51	396.28	492.57
18	.04	.08	.11	.14	.15	.16	.15	.12	.07	.41	8	199.51	298.05	395.14	490.31
20	.05	.10	.14	.17	.19	.20	.18	.15	.09	.51	9	199.38	297.54	393.86	487.75
22	.06	.12	.17	.21	.23	.24	.22	.18	.10	.62	10	199.24	296.96	392.42	484.90
24	.07	.14	.20	.25	.28	.28	.26	.21	.12	.74	12	198.90	295.63	389.12	478.34
26	.09	.17	.24	.29	.32	.33	.31	.25	.15	.86	14	198.51	294.06	385.22	470.65
28	.10	.19	.27	.34	.37	.38	.36	.29	.17	1.00	16	198.05	292.25	380.76	461.86
30	.11	.22	.31	.39	.43	.44	.41	.33	.19	1.15	18	197.54	290.21	375.74	452.02
32	.13	.25	.36	.44	.49	.50	.47	.38	.22	1.31	20	196.96	287.94	370.17	441.15
34	.15	.28	.40	.50	.55	.57	.53	.43	.25	1.48	22	196.32	285.44	364.06	429.30
36	.17	.32	.45	.56	.62	.64	.59	.48	.28	1.66	24	195.63	282.71	357.43	416.53
38	.18	.36	.51	.62	.70	.71	.66	.53	.31	1.86	26	194.87	279.76	350.30	402.89
40	.21	.40	.56	.69	.77	.79	.73	.59	.35	2.06	28	194.06	276.59	342.69	388.43
42	.23	.44	.62	.76	.85	.87	.81	.65	.38	2.28	30	193.18	273.20	334.61	373.20
44	.25	.48	.68	.84	.94	.96	.89	.72	.42	2.50	32	192.25	269.61	326.08	357.28
46	.27	.52	.75	1.02	1.05	.98	.78	.46	.44	2.74	34	191.26	265.81	317.12	340.73
48	.30	.57	.81	1.00	1.12	1.14	1.06	.86	.50	2.99	36	190.21	261.80	307.77	323.61
50	.32	.62	.89	1.09	1.21	1.24	1.15	.93	.55	3.24	38	189.10	257.60	298.03	305.99
52	.35	.67	.96	1.18	1.31	1.35	1.25	1.01	.59	3.52	40	187.94	253.21	287.94	287.94
54	.38	.73	1.04	1.28	1.42	1.46	1.35	1.09	.64	3.80	42	186.72	248.63	277.51	269.54
56	.41	.78	1.12	1.38	1.53	1.57	1.46	1.17	.69	4.09	44	185.44	243.87	266.78	250.85
58	.44	.84	1.20	1.48	1.65	1.69	1.57	1.26	.74	4.40	46	184.10	239.93	255.78	231.95
60	.47	.91	1.29	1.59	1.76	1.81	1.68	1.35	.80	4.72	48	182.71	233.83	244.51	212.92

NOTE.—When a chord of less than 100 ft. is used the corrections given in the above table should be added to the nominal length of chord to get the length which should be used in order that the 100 ft. points will check with those obtained by using the standard 100 ft. chord. Thus in locating a 14° curve by 25 ft. chords measure 25°.06 for each chord. Long chords are useful in passing obstacles.

TABLE VII.—MIDDLE ORDINATES FOR RAILS IN FEET.

Deg. of Curve	LENGTH OF RAILS							Deg. of Curve	LENGTH OF RAILS.						
	32	30	28	26	24	22	20		32	30	28	26	24	22	20
1°	.022	.020	.016	.013	.011	.009	.008	16°	.356	.313	.273	.236	.200	.170	.139
2	.045	.038	.034	.029	.025	.021	.017	17	.378	.333	.290	.252	.213	.180	.148
3	.037	.058	.051	.044	.037	.031	.026	18	.400	.351	.306	.265	.225	.190	.156
4	.089	.079	.069	.060	.050	.042	.035	19	.423	.371	.324	.280	.238	.201	.165
5	.112	.099	.086	.074	.063	.053	.044	20	.445	.392	.341	.296	.250	.212	.174
6	.134	.117	.102	.088	.076	.064	.052	21	.466	.410	.357	.309	.262	.222	.182
7	.156	.137	.120	.104	.088	.074	.061	22	.487	.430	.375	.325	.275	.233	.191
8	.179	.158	.137	.119	.100	.085	.070	23	.509	.450	.390	.338	.287	.243	.199
9	.201	.175	.153	.133	.112	.095	.078	24	.531	.469	.408	.354	.299	.253	.208
10	.223	.196	.171	.148	.125	.106	.087	25	.552	.486	.424	.367	.311	.263	.216
11	.245	.216	.188	.163	.139	.117	.096	26	.573	.506	.441	.382	.323	.274	.225
12	.268	.236	.206	.179	.151	.128	.105	27	.594	.524	.457	.396	.335	.284	.233
13	.290	.254	.222	.192	.163	.138	.113	28	.618	.545	.475	.411	.348	.294	.242
14	.312	.275	.239	.207	.175	.148	.122	29	.638	.564	.491	.424	.361	.303	.250
15	.334	.295	.257	.223	.188	.159	.131	30	.660	.583	.508	.438	.374	.313	.259

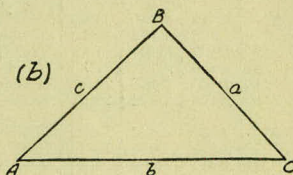
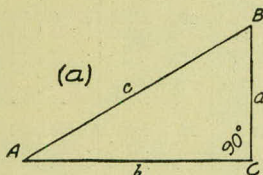
SLOPE REDUCTIONS.

When distances are measured on a slope they may be reduced to the equivalent horizontal distance by the following approximate rule:— subtract from the slope distance the square of the rise divided by twice the slope distance. Thus for a slope distance of 250.3 ft. and a rise of 15 ft. correction = $15^2 \div 2 \times 250.3 = .45$ (by slide rule) or horizontal distance = $250.3 - .45 = 249.85$. When vertical angle = V. A. is measured horizontal distance = slope distance — slope distance (1 — Cos. V. A.). Thus for slope distance of 248.7 ft. and V. A. of $4^\circ 20'$ from Table VIII Cos = .99714 and correction = $1 - .99714 = .00286$ per foot or total of $.286 \times 2\frac{1}{2}$ (near enough) = .57 and horizontal distance = $248.7 - .57 = 248.13$ ft.

See fig. (a).

TRIGONOMETRICAL FORMULAS.

$$\begin{aligned} \sin. & A = \frac{a}{c} \\ \cos. & A = \frac{b}{c} \\ \tan. & A = \frac{a}{b} \\ \cot. & A = \frac{b}{a} \\ \sec. & A = \frac{c}{b} \\ \text{cosec.} & A = \frac{c}{a} \end{aligned}$$



FORMULA FOR SOLVING TRIANGLES.

Given	Sought.	Right triangles. See fig. (a).
a, c	A, B, b	$\sin. A = \frac{a}{c}, \cos. B = \frac{a}{c}, b = \sqrt{(c+a)(c-a)}$
a, b	A, B, c	$\tan. A = \frac{a}{b}, \cot. B = \frac{a}{b}, c = \sqrt{a^2 + b^2}$
A, a	B, b, c	$B = 90^\circ - A, b = a \cot. A, c = \frac{a}{\sin. A}$
A, b	B, a, c	$B = 90^\circ - A, a = b \tan. A, c = \frac{b}{\cos. A}$
A, c	B, a, b	$B = 90^\circ - A, a = c \sin. A, b = c \cos. A$
Given	Sought.	Oblique triangles. See fig. (b).
A, B, a	b	$b = \frac{a \sin. B}{\sin. A}$
A, a, b	B	$\sin. B = \frac{b \sin. A}{a}$
a, b, C	$A - B$	$\tan. \frac{1}{2}(A - B) = \frac{(a - b) \tan. \frac{1}{2}(A + B)}{a + b}$
a, b, c	A	$\left\{ \begin{aligned} \text{If } s = \frac{1}{2}(a + b + c), \sin. \frac{1}{2} A &= \sqrt{\frac{(s - b)(s - c)}{bc}} \\ \cos. \frac{1}{2} A &= \sqrt{\frac{s(s - a)}{bc}}, \tan. \frac{1}{2} A = \sqrt{\frac{(s - b)(s - c)}{s(s - a)}}, \\ \sin. A &= \frac{2 \sqrt{s(s - a)(s - b)(s - c)}}{bc} \end{aligned} \right.$
A, B, C, a	area	$\text{area} = \frac{a^2 \sin. B \sin. C}{2 \sin. A}$
A, b, c	area	$\text{area} = \frac{1}{2} bc \sin. A$
a, b, c	area	$s = \frac{1}{2}(a + b + c), \text{area} = \sqrt{s(s - a)(s - b)(s - c)}$

TABLE VIII.—NATURAL TRIGONOMETRICAL FUNCTIONS.

Angle	Sine.	Tan.	Cotg.	Cosin.		Angle	Sine.	Tan.	Cotg.	Cosin.	
0	0	0	∞	1	90	0	1	0	∞	0	90
10	.0029	.0029	343.8	I	50	8	.1392	.1405	7.115	.99027	82
20	.0058	.0058	171.9	.99998	40	10	.1421	.1435	6.968	.98986	50
30	.0087	.0087	114.6	.99996	30	20	.1449	.1465	6.827	.98944	40
40	.0116	.0116	85.94	.99993	20	30	.1478	.1495	6.691	.98902	30
50	.0145	.0145	68.75	.99989	10	40	.1507	.1524	6.561	.98858	20
						50	.1536	.1554	6.435	.98814	10
1	.0175	.0175	57.29	.99985	89	9	.1564	.1584	6.314	.98769	81
10	.0204	.0204	49.10	.99979	50	10	.1593	.1614	6.197	.98723	50
20	.0233	.0233	42.96	.99973	40	20	.1622	.1644	6.084	.98676	40
30	.0262	.0262	38.19	.99966	30	30	.1650	.1673	5.976	.98629	30
40	.0291	.0291	34.37	.99958	20	40	.1679	.1703	5.871	.98580	20
50	.0320	.0320	31.24	.99949	10	50	.1708	.1733	5.769	.98531	10
2	.0349	.0349	28.64	.99939	88	10	.1736	.1763	5.671	.98481	80
10	.0378	.0378	26.43	.99929	50	10	.1765	.1793	5.576	.98430	50
20	.0407	.0407	24.54	.99917	40	20	.1794	.1823	5.485	.98378	40
30	.0436	.0437	22.90	.99905	30	30	.1822	.1853	5.396	.98325	30
40	.0465	.0466	21.47	.99892	20	40	.1851	.1883	5.309	.98272	20
50	.0494	.0495	20.21	.99878	10	50	.1880	.1914	5.226	.98218	10
3	.0523	.0524	19.08	.99863	87	11	.1908	.1944	5.145	.98163	79
10	.0552	.0553	18.07	.99847	50	10	.1937	.1974	5.066	.98107	50
20	.0581	.0582	17.17	.99831	40	20	.1965	.2004	4.989	.98050	40
30	.0610	.0612	16.35	.99813	30	30	.1994	.2035	4.915	.97992	30
40	.0640	.0641	15.60	.99795	20	40	.2022	.2065	4.843	.97934	20
50	.0669	.0670	14.92	.99776	10	50	.2051	.2095	4.773	.97875	10
4	.0698	.0699	14.30	.99756	86	12	.2079	.2126	4.705	.97815	78
10	.0727	.0729	13.73	.99736	50	10	.2108	.2156	4.638	.97754	50
20	.0756	.0758	13.20	.99714	40	20	.2136	.2186	4.574	.97692	40
30	.0785	.0787	12.71	.99692	30	30	.2164	.2217	4.511	.97630	30
40	.0814	.0816	12.25	.99668	20	40	.2193	.2247	4.449	.97566	20
50	.0843	.0846	11.83	.99644	10	50	.2221	.2278	4.390	.97502	10
5	.0872	.0875	11.43	.99619	85	13	.2250	.2309	4.331	.97437	77
10	.0901	.0904	11.06	.99594	50	10	.2278	.2339	4.275	.97371	50
20	.0929	.0934	10.71	.99567	40	20	.2306	.2370	4.219	.97304	40
30	.0958	.0963	10.39	.99540	30	30	.2334	.2401	4.165	.97237	30
40	.0987	.0992	10.08	.99511	20	40	.2363	.2432	4.113	.97169	20
50	.1016	.1022	9.788	.99482	10	50	.2391	.2462	4.061	.97100	10
6	.1045	.1051	9.514	.99452	84	14	.2419	.2493	4.011	.97030	76
10	.1074	.1080	9.255	.99421	50	10	.2447	.2524	3.962	.96959	50
20	.1103	.1110	9.010	.99390	40	20	.2476	.2555	3.914	.96887	40
30	.1132	.1139	8.777	.99357	30	30	.2504	.2586	3.867	.96815	30
40	.1161	.1169	8.556	.99324	20	40	.2532	.2617	3.821	.96742	20
50	.1190	.1198	8.345	.99290	10	50	.2560	.2648	3.776	.96667	10
7	.1219	.1228	8.144	.99255	83	15	.2588	.2679	3.732	.96593	75
10	.1248	.1257	7.953	.99219	50	10	.2616	.2711	3.689	.96517	50
20	.1276	.1287	7.770	.99182	40	20	.2644	.2742	3.647	.96440	40
30	.1305	.1317	7.596	.99144	30	30	.2672	.2773	3.606	.96363	30
40	.1334	.1346	7.429	.99106	20	40	.2700	.2805	3.566	.96285	20
50	.1363	.1376	7.269	.99067	10	50	.2728	.2836	3.526	.96206	10
					£2						74
	Cosin.	Cotg.	Tan.	Sine.	Angle.		Cosin.	Cotg.	Tan.	Sine.	Angle.

TABLE VIII.—NATURAL TRIGONOMETRICAL FUNCTIONS.

Angle	Sine.	Tan.	Cotg.	Cosin.		Angle	Sine.	Tan.	Cotg.	Cosin.	
or						or					
16	.2756	.2867	3.487	.96126	74	24	.4067	.4452	2.246	.91355	66
10	.2784	.2899	3.450	.96046	50	10	.4094	.4487	2.229	.91236	50
20	.2812	.2931	3.412	.95964	40	20	.4120	.4522	2.211	.91116	40
30	.2840	.2962	3.376	.95882	30	30	.4147	.4557	2.194	.90996	30
40	.2868	.2994	3.340	.95799	20	40	.4173	.4592	2.177	.90875	20
50	.2896	.3026	3.305	.95715	10	50	.4200	.4628	2.161	.90753	10
17	.2924	.3057	3.271	.95615	73	25	.4226	.4663	2.145	.90631	65
10	.2952	.3089	3.237	.95545	50	10	.4253	.4699	2.128	.90507	50
20	.2979	.3121	3.204	.95459	40	20	.4279	.4734	2.112	.90383	40
30	.3007	.3153	3.172	.95372	30	30	.4305	.4770	2.097	.90259	30
40	.3035	.3185	3.140	.95284	20	40	.4331	.4806	2.081	.90133	20
50	.3062	.3217	3.108	.95195	10	50	.4358	.4841	2.066	.90007	10
18	.3090	.3249	3.078	.95106	72	26	.4384	.4877	2.050	.89879	64
10	.3118	.3281	3.048	.95015	50	10	.4410	.4913	2.035	.89752	50
20	.3145	.3314	3.018	.94924	40	20	.4436	.4950	2.020	.89623	40
30	.3173	.3346	2.989	.94832	30	30	.4462	.4986	2.006	.89493	30
40	.3201	.3378	2.960	.94740	20	40	.4488	.5022	1.991	.89363	20
50	.3228	.3411	2.932	.94646	10	50	.4514	.5059	1.977	.89232	10
19	.3256	.3443	2.904	.94552	71	27	.4540	.5095	1.963	.89101	63
10	.3283	.3476	2.877	.94457	50	10	.4566	.5132	1.949	.88968	50
20	.3311	.3508	2.850	.94361	40	20	.4592	.5169	1.935	.88835	40
30	.3338	.3541	2.824	.94264	30	30	.4617	.5206	1.921	.88701	30
40	.3365	.3574	2.798	.94167	20	40	.4643	.5243	1.907	.88566	20
50	.3393	.3607	2.773	.94068	10	50	.4669	.5280	1.894	.88431	10
20	.3420	.3640	2.747	.93969	70	28	.4695	.5317	1.881	.88295	62
10	.3448	.3673	2.723	.93869	50	10	.4720	.5354	1.868	.88158	50
20	.3475	.3706	2.699	.93769	40	20	.4746	.5392	1.855	.88020	40
30	.3502	.3739	2.675	.93667	30	30	.4772	.5430	1.842	.87882	30
40	.3529	.3772	2.651	.93565	20	40	.4797	.5467	1.829	.87743	20
50	.3557	.3805	2.628	.93462	10	50	.4823	.5505	1.816	.87603	10
21	.3584	.3839	2.605	.93358	69	29	.4848	.5543	1.804	.87462	61
10	.3611	.3872	2.583	.93253	50	10	.4874	.5581	1.792	.87321	50
20	.3638	.3906	2.560	.93148	40	20	.4899	.5619	1.780	.87178	40
30	.3665	.3939	2.539	.93042	30	30	.4924	.5658	1.767	.87036	30
40	.3692	.3973	2.517	.92935	20	40	.4950	.5696	1.756	.86892	20
50	.3719	.4006	2.496	.92827	10	50	.4975	.5735	1.744	.86748	10
22	.3746	.4040	2.475	.92718	68	30	.5000	.5774	1.732	.86603	60
10	.3773	.4074	2.455	.92609	50	10	.5025	.5812	1.720	.86457	50
20	.3800	.4108	2.434	.92499	40	20	.5050	.5851	1.709	.86310	40
30	.3827	.4142	2.414	.92388	30	30	.5075	.5890	1.698	.86163	30
40	.3854	.4176	2.394	.92276	20	40	.5100	.5930	1.686	.86015	20
50	.3881	.4210	2.375	.92164	10	50	.5125	.5969	1.675	.85866	10
23	.3907	.4245	2.356	.92050	67	31	.5150	.6009	1.664	.85717	59
10	.3934	.4279	2.337	.91936	50	10	.5175	.6048	1.653	.85567	50
20	.3961	.4314	2.318	.91822	40	20	.5200	.6088	1.643	.85416	40
30	.3987	.4348	2.300	.91706	30	30	.5225	.6128	1.632	.85264	30
40	.4014	.4383	2.282	.91590	20	40	.5250	.6168	1.621	.85112	20
50	.4041	.4417	2.264	.91472	10	50	.5275	.6208	1.611	.84959	10
					66						58
	Cosin.	Cotg.	Tan.	Sine.	Angle.		Cosin.	Cotg.	Tan.	Sine.	Angle.

TABLE VIII.—NATURAL TRIGONOMETRICAL FUNCTIONS.

Angle	Sine.	Tan.	Cotg.	Cosin.		Angle	Sine.	Tan.	Cotg.	Cosin.	
<i>or</i>						<i>or</i>					
32	.5299	.6249	1.600	.84805	58	30	.6225	.7954	1.257	.78261	30
10	.5324	.6289	1.590	.84650	50	40	.6248	.8002	1.250	.78079	20
20	.5348	.6330	1.580	.84495	40	50	.6271	.8050	1.242	.77897	10
30	.5373	.6371	1.570	.84339	30	39	.6293	.8098	1.235	.77715	51
40	.5398	.6412	1.560	.84182	20	10	.6316	.8146	1.228	.77531	50
50	.5422	.6453	1.550	.84025	10	20	.6338	.8195	1.220	.77347	40
33	.5446	.6494	1.540	.83867	57	30	.6361	.8243	1.213	.77162	30
10	.5471	.6536	1.530	.83708	50	40	.6383	.8292	1.206	.76977	20
20	.5495	.6577	1.520	.83549	40	50	.6406	.8342	1.199	.76791	10
30	.5519	.6619	1.511	.83389	30	40	.6428	.8391	1.192	.76604	50
40	.5544	.6661	1.501	.83228	20	10	.6450	.8441	1.185	.76417	50
50	.5568	.6703	1.492	.83066	10	20	.6472	.8491	1.178	.76229	40
34	.5592	.6745	1.483	.82904	56	30	.6494	.8541	1.171	.76041	30
10	.5616	.6787	1.473	.82741	50	40	.6517	.8591	1.164	.75851	20
20	.5640	.6830	1.464	.82577	40	50	.6539	.8642	1.157	.75661	10
30	.5664	.6873	1.455	.82413	30	41	.6561	.8693	1.150	.75471	49
40	.5688	.6916	1.446	.82248	20	10	.6583	.8744	1.144	.75280	50
50	.5712	.6959	1.437	.82082	10	20	.6604	.8796	1.137	.75088	40
35	.5736	.7002	1.428	.81915	55	30	.6626	.8847	1.130	.74896	30
10	.5760	.7046	1.419	.81748	50	40	.6648	.8899	1.124	.74703	20
20	.5783	.7089	1.411	.81580	40	50	.6670	.8952	1.117	.74509	10
30	.5807	.7133	1.402	.81412	30	42	.6691	.9004	1.111	.74314	48
40	.5831	.7177	1.393	.81242	20	10	.6713	.9057	1.104	.74120	50
50	.5854	.7221	1.385	.81072	10	20	.6734	.9110	1.098	.73924	40
36	.5878	.7265	1.376	.80902	54	30	.6756	.9163	1.091	.73728	30
10	.5901	.7310	1.368	.80730	50	40	.6777	.9217	1.085	.73531	20
20	.5925	.7355	1.360	.80558	40	50	.6799	.9271	1.079	.73333	10
30	.5948	.7400	1.351	.80386	30	43	.6820	.9325	1.072	.73135	47
40	.5972	.7445	1.343	.80212	20	10	.6841	.9380	1.066	.72937	50
50	.5995	.7490	1.335	.80038	10	20	.6862	.9435	1.060	.72737	40
37	.6018	.7536	1.327	.79864	53	30	.6884	.9490	1.054	.72537	30
10	.6041	.7581	1.319	.79688	50	40	.6905	.9545	1.048	.72337	20
20	.6065	.7627	1.311	.79512	40	50	.6926	.9601	1.042	.72136	10
30	.6088	.7673	1.303	.79335	30	44	.6947	.9657	1.036	.71934	46
40	.6111	.7720	1.295	.79158	20	10	.6967	.9713	1.030	.71732	50
50	.6134	.7766	1.288	.78980	10	20	.6988	.9770	1.024	.71529	40
38	.6157	.7813	1.280	.78801	52	30	.7009	.9827	1.018	.71325	30
10	.6180	.7860	1.272	.78622	50	40	.7030	.9884	1.012	.71121	20
20	.6202	.7907	1.265	.78442	40	50	.7050	.9942	1.006	.70916	10
							.7071	1.	1.	.70711	45
											<i>or</i>
	Cosin.	Cotg.	Tan.	Sine.	Angle.		Cosin.	Cotg.	Tan.	Sine.	Angle.

TABLE IX.—CALCULATION OF EARTHWORK.

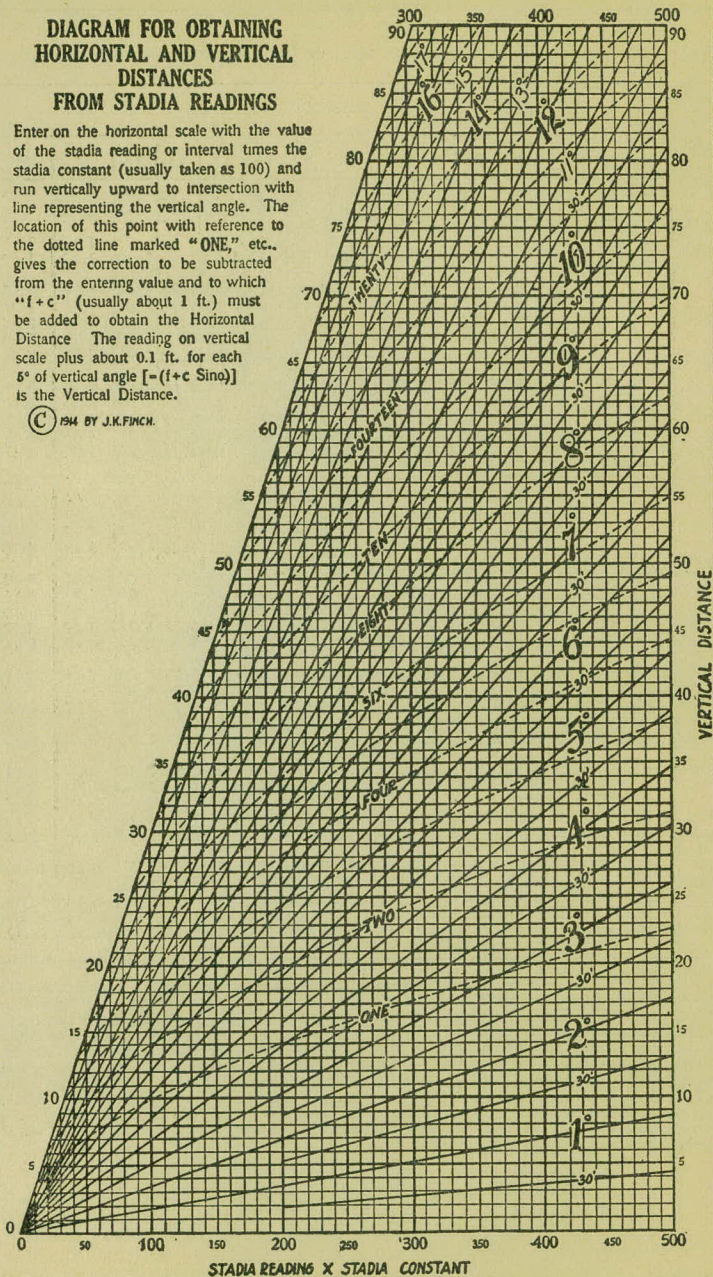
Width	HEIGHT														
	1	2	3	4	5	6	7	8	9	10	11	12	13	14	15
1	.02	.04	.06	.07	.09	.11	.13	.15	.17	.18	.20	.22	.24	.26	.28
2	.04	.07	.11	.15	.18	.22	.26	.30	.33	.37	.41	.44	.48	.52	.56
3	.06	.11	.17	.22	.28	.33	.39	.44	.50	.56	.61	.67	.72	.78	.83
4	.07	.15	.22	.30	.37	.44	.52	.59	.67	.74	.81	.89	.96	1.04	1.11
5	.09	.19	.28	.37	.46	.56	.65	.74	.83	.93	1.02	1.11	1.20	1.30	1.39
6	.11	.22	.33	.44	.56	.67	.78	.89	1.00	1.11	1.22	1.33	1.44	1.55	1.67
7	.13	.26	.39	.52	.65	.78	.91	1.04	1.16	1.30	1.42	1.55	1.68	1.81	1.94
8	.15	.30	.44	.59	.74	.89	1.04	1.19	1.33	1.48	1.63	1.78	1.92	2.08	2.22
9	.17	.33	.50	.67	.83	1.00	1.17	1.33	1.50	1.67	1.83	2.00	2.17	2.33	2.50
10	.18	.37	.56	.74	.93	1.11	1.30	1.48	1.67	1.85	2.04	2.22	2.41	2.59	2.78
11	.20	.41	.61	.82	1.02	1.22	1.43	1.63	1.83	2.04	2.24	2.44	2.65	2.85	3.06
12	.22	.44	.67	.89	1.11	1.33	1.56	1.78	2.00	2.22	2.44	2.67	2.89	3.11	3.33
13	.24	.48	.72	.96	1.20	1.44	1.68	1.92	2.16	2.41	2.65	2.89	3.13	3.37	3.61
14	.26	.52	.78	1.04	1.30	1.55	1.81	2.08	2.33	2.59	2.85	3.11	3.37	3.63	3.89
15	.28	.56	.83	1.11	1.39	1.67	1.94	2.22	2.50	2.78	3.06	3.33	3.61	3.89	4.17
16	.30	.59	.89	1.18	1.48	1.78	2.07	2.37	2.67	2.96	3.26	3.56	3.85	4.15	4.44
17	.31	.63	.94	1.26	1.57	1.89	2.20	2.52	2.83	3.15	3.46	3.78	4.09	4.41	4.72
18	.33	.67	1.00	1.33	1.67	2.00	2.33	2.67	3.00	3.33	3.67	4.00	4.33	4.67	5.00
19	.35	.70	1.06	1.41	1.76	2.11	2.46	2.82	3.17	3.52	3.87	4.22	4.57	4.92	5.28
20	.37	.74	1.11	1.48	1.85	2.22	2.59	2.96	3.33	3.70	4.07	4.44	4.81	5.18	5.56
21	.39	.78	1.17	1.55	1.94	2.33	2.72	3.11	3.50	3.89	4.28	4.67	5.06	5.44	5.83
22	.41	.81	1.22	1.63	2.04	2.44	2.85	3.26	3.67	4.07	4.48	4.89	5.30	5.70	6.11
23	.43	.85	1.28	1.70	2.13	2.56	2.98	3.41	3.83	4.26	4.68	5.11	5.54	5.96	6.39
24	.44	.89	1.33	1.78	2.22	2.67	3.11	3.56	4.00	4.44	4.89	5.33	5.78	6.22	6.67
25	.46	.92	1.39	1.85	2.31	2.78	3.24	3.70	4.17	4.63	5.09	5.56	6.02	6.48	6.94
26	.48	.96	1.44	1.92	2.41	2.89	3.37	3.85	4.33	4.82	5.30	5.78	6.26	6.74	7.24
27	.50	1.00	1.50	2.00	2.50	3.00	3.50	4.00	4.50	5.00	5.50	6.00	6.50	7.00	7.50
28	.52	1.04	1.55	2.07	2.59	3.11	3.63	4.15	4.67	5.18	5.70	6.22	6.74	7.26	7.78
29	.54	1.07	1.61	2.15	2.68	3.22	3.76	4.30	4.83	5.37	5.91	6.44	6.98	7.52	8.06
30	.56	1.11	1.67	2.22	2.78	3.33	3.89	4.44	5.00	5.55	6.11	6.67	7.22	7.78	8.33
31	.57	1.15	1.72	2.30	2.87	3.44	4.02	4.59	5.17	5.74	6.32	6.89	7.46	8.04	8.61
32	.59	1.18	1.78	2.37	2.96	3.56	4.15	4.74	5.33	5.92	6.52	7.11	7.70	8.30	8.89
33	.61	1.22	1.83	2.44	3.05	3.67	4.28	4.89	5.50	6.11	6.72	7.33	7.94	8.55	9.17
34	.63	1.26	1.89	2.52	3.15	3.78	4.40	5.04	5.67	6.29	6.93	7.56	8.18	8.81	9.44
35	.65	1.30	1.94	2.59	3.24	3.89	4.53	5.18	5.83	6.48	7.13	7.78	8.42	9.08	9.72
36	.67	1.33	2.00	2.67	3.33	4.00	4.66	5.33	6.00	6.67	7.33	8.00	8.67	9.33	10.00
37	.68	1.37	2.06	2.74	3.42	4.11	4.79	5.48	6.17	6.85	7.54	8.22	8.91	9.59	10.28
38	.70	1.41	2.11	2.82	3.52	4.22	4.92	5.63	6.33	7.03	7.74	8.44	9.15	9.85	10.56
39	.72	1.44	2.17	2.89	3.61	4.33	5.05	5.78	6.50	7.22	7.95	8.67	9.39	10.11	10.83
40	.74	1.48	2.22	2.96	3.70	4.44	5.18	5.92	6.67	7.41	8.15	8.89	9.63	10.37	11.11

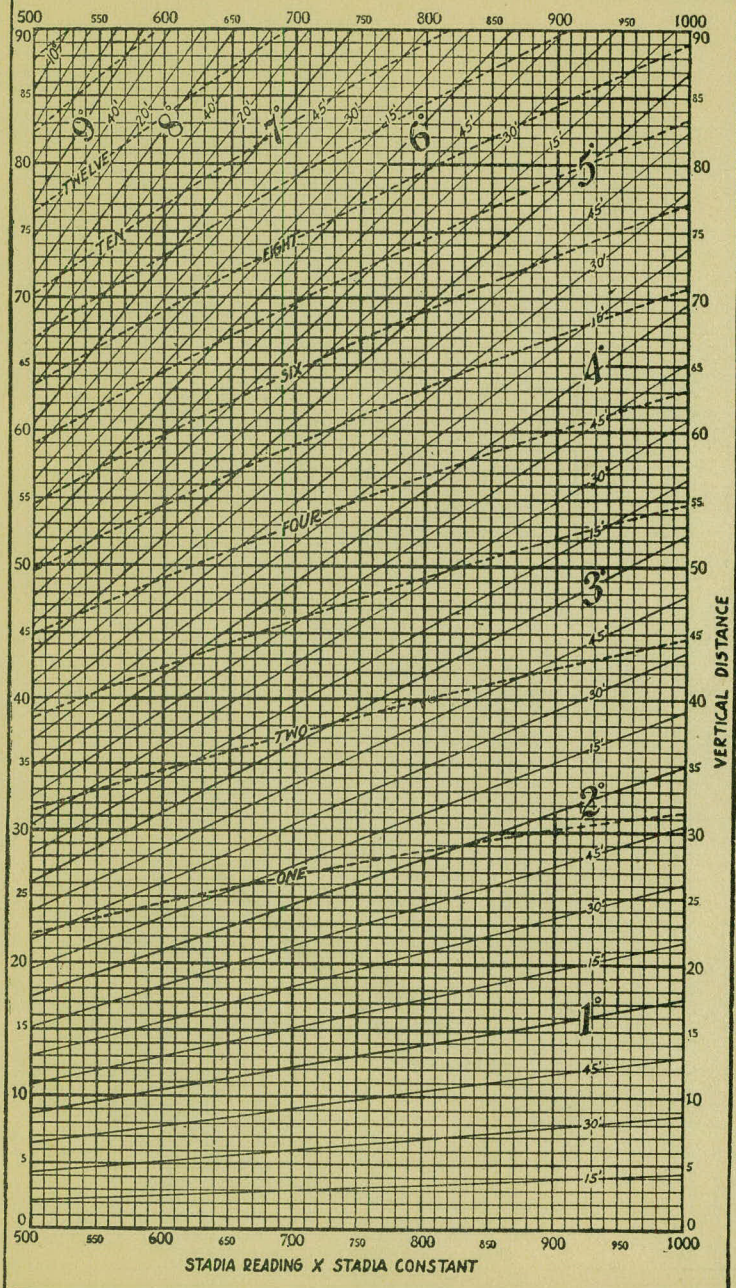
Table gives cu. yds. in 1 ft. of a triangle of given width and height. Corrections for tenths of width are one tenth the values found under each height considering the widths from 1 to 9 as tenths and similarly the corrections for tenths of height are one tenth the figures opposite width considering the heights from 1 to 9 as tenths. Thus if $w = 16.2$ and $h = 5.3$, cu. yds. $= 1.48 + .028 + .089 = 1.597$ cu. yds. or practically 160 cu. yds. per 100 ft. If w exceeds 40 ft., use one half and multiply result by 2, if both w and h are large use one half of each and multiply result by 4. Any cross-section may be divided into triangles by the following rule. To the triangle of the sum of the outside cuts (or fills) $= h$, and $\frac{1}{2}$ the roadbed $= w$, add the triangles formed by taking the distance out to each break in turn ($= w$'s) by the difference between the cuts (or fills) on each side of it ($= h$'s) always subtracting the outer from the inner.

DIAGRAM FOR OBTAINING HORIZONTAL AND VERTICAL DISTANCES FROM STADIA READINGS


Enter on the horizontal scale with the value of the stadia reading or interval times the stadia constant (usually taken as 100) and run vertically upward to intersection with line representing the vertical angle. The location of this point with reference to the dotted line marked "ONE," etc., gives the correction to be subtracted from the entering value and to which " $f+c$ " (usually about 1 ft.) must be added to obtain the Horizontal Distance. The reading on vertical scale plus about 0.1 ft. for each 5° of vertical angle [$-(f+c \sin \alpha)$] is the Vertical Distance.

© 1934 BY J.K.FINCH.





STADIA READING X STADIA CONSTANT



**DISTANCES FROM CENTER OF ROADWAY FOR
CROSS-SECTIONING.**

Roadway 16 feet wide. Side Slopes 1 on 1½.

For Single Track Embankment.

H	0	.1	.2	.3	.4	.5	.6	.7	.8	.9	II
0	8.0	8.2	8.3	8.5	8.6	8.8	8.9	9.1	9.2	9.4	0
1	9.5	9.7	9.8	10.0	10.1	10.3	10.4	10.6	10.7	10.9	1
2	11.0	11.2	11.3	11.5	11.6	11.8	11.9	12.1	12.2	12.4	2
3	12.5	12.7	12.8	13.0	13.1	13.3	13.4	13.6	13.7	13.9	3
4	14.0	14.2	14.3	14.5	14.6	14.8	14.9	15.1	15.2	15.4	4
5	15.5	15.7	15.8	16.0	16.1	16.3	16.4	16.6	16.7	16.9	5
6	17.0	17.2	17.3	17.5	17.6	17.8	17.9	18.1	18.2	18.4	6
7	18.5	18.7	18.8	19.0	19.1	19.3	19.4	19.6	19.7	19.9	7
8	20.0	20.2	20.3	20.5	20.6	20.8	20.9	21.1	21.2	21.4	8
9	21.5	21.7	21.8	22.0	22.1	22.3	22.4	22.6	22.7	22.9	9
10	23.0	23.2	23.3	23.5	23.6	23.8	23.9	24.1	24.2	24.4	10
11	24.5	24.7	24.8	25.0	25.1	25.3	25.4	25.6	25.7	25.9	11
12	26.0	25.2	26.3	26.5	26.6	26.8	26.9	27.1	27.2	27.4	12
13	27.5	27.7	27.8	28.0	28.1	28.3	28.4	28.6	28.7	28.9	13
14	29.0	29.2	29.3	29.5	29.6	29.8	29.9	30.1	30.2	30.4	14
15	30.5	30.7	30.8	31.0	31.1	31.3	31.4	31.6	31.7	31.9	15
16	32.0	32.2	32.3	32.5	32.6	32.8	32.9	33.1	33.2	33.4	16
17	33.5	33.7	33.8	34.0	34.1	34.3	34.4	34.6	34.7	34.9	17
18	35.0	35.2	35.3	35.5	35.6	35.8	35.9	36.1	36.2	36.4	18
19	36.5	36.7	36.8	37.0	37.1	37.3	37.4	37.6	37.7	37.9	19
20	38.0	38.2	38.3	38.5	38.6	38.8	38.9	39.1	39.2	39.4	20
21	39.5	39.7	39.8	40.0	40.1	40.3	40.4	40.6	40.7	40.9	21
22	41.0	41.2	41.3	41.5	41.6	41.8	41.9	42.1	42.2	42.4	22
23	42.5	42.7	42.8	43.0	43.1	43.3	43.4	43.6	43.7	43.9	23
24	44.0	44.2	44.3	44.5	44.6	44.8	44.9	45.1	45.2	45.4	24
25	45.5	45.7	45.8	46.0	46.1	46.3	46.4	46.6	46.7	46.9	25
26	47.0	47.2	47.3	47.5	47.6	47.8	47.9	48.1	48.2	48.4	26
27	48.5	48.7	48.8	49.0	49.1	49.3	49.4	49.6	49.7	49.9	27
28	50.0	50.2	50.3	50.5	50.6	50.8	50.9	51.1	51.2	51.4	28
29	51.5	51.7	51.8	52.0	52.1	52.3	52.4	52.6	52.7	52.9	29
30	53.0	53.2	53.3	53.5	53.6	53.8	53.9	54.1	54.2	54.4	30
31	54.5	54.7	54.8	55.0	55.1	55.3	55.4	55.6	55.7	55.9	31
32	56.0	56.2	56.3	56.5	56.6	56.8	56.9	57.1	57.2	57.4	32
33	57.5	57.7	57.8	58.0	58.1	58.3	58.4	58.6	58.7	58.9	33
34	59.0	59.2	59.3	59.5	59.6	59.8	59.9	60.1	60.2	60.4	34
35	60.5	60.7	60.8	61.0	61.1	61.3	61.4	61.6	61.7	61.9	35
36	62.0	62.2	62.3	62.5	62.6	62.8	62.9	63.1	63.2	63.4	36
37	63.5	63.7	63.8	64.0	64.1	64.3	64.4	64.6	64.7	64.9	37
38	65.0	65.2	65.3	65.5	65.6	65.8	65.9	66.1	66.2	66.4	38
39	66.5	66.7	66.8	67.0	67.1	67.3	67.4	67.6	67.7	67.9	39
40	68.0	68.2	68.3	68.5	68.6	68.8	68.9	69.1	69.2	69.4	40

Example—If point is 22.6 ft. above grade, how far should it be from center line to be a slope stake point? Ans. from Table 41.9. For same slopes but other widths of roadbed correct above figures by one-half difference in width of roadbed; thus in example above for 20 ft. roadbed distance will be $41.9 + (20 - 16) \div 2$ or 2 ft. added to 41.9 = 43.9. For slopes of 1 on 1 see inside of front cover.