OFFICE OF COUNTY ENGINEER
RAMSEY COUNTY, MINN.

PLAN Survey

LEXINGTON AVE

From T.H. 96 To "G2"

Road Acc't. No.

Date Filed 2-28-86 File D12-B47

INDEX

STRUCTURAL DATA

5.42 18.0

ML
MR
BLM

OCT 28, 82

Cloudy 50° 1

TOPOGRAPHY

LEXINGTON AVE
T.H. 96 TO CO. RD G2

	LT	℄	RT
322			
+50			
321			
+50			
320			
319+50			

	LT	℄	RT
+50			
324			
+50			
323			
+50			
322			

	LT	℄	RT
327	+00 WOODS 19-75	+00 RD 29	
		+84 1" MAPLE 80	+87 HYD 41
+50			+59 1" MAPLE 80
			+39 PP 40
			+24 1" MAPLE 80
326	+00 WOODS 22-87 +00 RD 0	+00 RD 29	
		+68 16" PINE 72	+68 12" PINE 80
+50			+12 ER 24
		+32 12" PINE 50	+07 POR 31
		+11 12" PINE 50	+11 14" MAPLE 63
		+05 N. 18" RCP 37	+07 SIGN 43-47
			+02 REG. CON. C&G B612 59
325	+00 WOODS 29-85 +00 RD 6		+02 BR 42
324+50			

LT ℄ RT

+50

+91 (TW) 6" POP 58 | +03 9" POP 58

+28 NW COR PL 82 → | +36 (TW) 12" ELM 58

+11 BEG SHRUBS (15) 65-81 | +28 END SHRUBS 55-81

329 +00 WOODS 21-80 | +00 RD 0 | +00 RD 29 | +00 PL. 82 | +03 20" ELM 75

+72 1" MAPLE 70 | +89 2" MAPLE 75

+53 (TW.) 10" ELM 48 | +56 29" ELM 50

+50 +45 (TRI) 8" POP 60 | +56 4" POP 55

+34 PP 39 | +38 2" MAPLE 72 | +51 2" MAP 79

+32 (7) 6" POP 55 CON 6+G 8612

+16 SIGN 71 | +28 COR. PL. (S.W.) 82

+00 POR 39 | +13 N END 27' RCP (APR) 45

328 +00 WOODS 20-80 | +00 RD 0 | +94 BEG CON. C+G B618 59 → | +00 RD 29

+90 WSO 36 | +94 BR 51

+60 BEG CON. G+G B618 60 →

+57 LIGHT 70 | +60 ER 50

+50 +53 POR 38

+92 S. END RCP 27' (APR) 46

+92 BEG. R 29 | +

+38 1" MAPLE 80

327

	LT	℄	RT
332		+00 RD 0	+00 RD 24	+00 SWAMP 68
	+95 12" ELM 47	+90 8" ELM 50	+93 12" ELM 80
	+95 10" ELM 50	+83 12" ELM 47	+86 20" ELM 50
		+78 8" ELM 57	+80 8" ELM 23
		+74 3" ASH 32	+75 4" ELM 60
+50		+66 4" ELM 73	+71 6" ELM 62
		+34 4" ELM 72	+44 12" ELM 18
		+26 16" COTT. 57	+29 4" ELM 62
		+15 4" POP 52	+20 (TW) 6" ASH 47
		+02 2" POP 52	+06 6" ASH 25
331		+02 2" POP 47	+00 RD 0	+00 RD 24	+00 SWAMP 80
		+75 (7) 10" POP. 73	
+50			
		+06 4 POP. 30	
		+05 6" ASH 25	+30 PP 40	+30 BEG. SWAMP 75
330		+00 RD 0	+00 RD 24	+00 HYD 40
		+76 END WOODS 21-75	+77 (TW) 4" POP. 66
			+72 6" POP. 71
329+50			+63 QUINT. POP. 65

	LT	℄	RT
+50			
	+47 10" ASH 50		
		+19 PP 40	+28 SWAMP 63
334	+00 BRUSH 30-50 +00 RD 0	+00 RD 29	+00 SWAMP 60
	+90 BEG BRUSH 30		
+50	+52 QUAD 16" CW 57		
+40 (TW) 10" ELM 70	+28 TW 6" ELM 70		
+45 14" ELM 73	+25 (TW) 10" ELM 40	+47 HYD 37	+32 STUMP 50
	+16 (TRI) ELM 40	+22 TW 2" ELM 45 +29 STUMP 50	+30 STUMP 49 +31 8" ASH 55
		+12 6" TW ELM 50 +26 8" ASH 54	+27 STUMP 49
333		+00 RD 0 +00 RD 29	+00 SWAMP 67
		+78 9" ASH 62	+80 STEPS (WOOD) 46-56
		+65 PP 95	+72 L.S. 92
+50	+53 10" ELM 55		
	+16 6" ELM 40	+24 PP 40	
332		+00 RD 29	+

	Lt		℄	Rt
337	+00 woods 24-80	+00 RD 0	+00 RD 24	+00 SWAMP 39
+50				
			+19 PP 40	
336	+00 WOODS 24-80	+00 RD 0	+00 RD 24	+00 SWAMP 39
+50				
		+19 Bog Woods 24-80		
	+14 (+W) 8" CW 80	+05 (+W) 10" CW 50		
335	+00 BUSHS 30	+00 RD 0	+00 RD 24	+00 SWAMP 68
334+50				

LT | ℄ | RT

+50

+28 HYD 37

339 +00 BRUSH 50-100 | +00 RD 0 | +00 RD 29 | +00 SWAMP 40

+50

+29 15" CMP 120

+228 ASH 24

+10 PP 40

338 +00 BRUSH 24-60 | +00 RD 0 | +00 RD 29 | +00 SWAMP 39

+63 BEG BUSH 24-60

END +63 WOODS 24-80

+50

+43 MH 56

337

	LT	℄	RT
342	+00 SWAMP 15	+00 RD 0	+00 RD 24
			+00 SWAMP 42
		+99 PP 40 ½	
			+94 MH 55
+50			
341	+00 SWAMP 19	+00 RD 0	+00 RD 24
			+00 SWAMP 40
+50			
		+09 PP 40	
340	+00 SWAMP 12	+00 RD 0	+00 RD 24
			+00 SWAMP 40
	+74 BEG SWAMP 19		
	+74 END BRUSH 52		
339+50			

	LT	℄	RT
+50			
344	+00 SWAMP 16 / +00 RD 0	+00 RD 24 / +91 PP 40	+00 SWAMP 40
+50			
343	+00 SWAMP 15 / +00 RD 0	+00 RD 24	+00 SWAMP 42
+50			
342			

347

+00 SWAMP 15

+00 RD 0

+00 RD 24

+99 PP 42

+96 4" RD 66

+86 4" RD 73

+78 4" RD 68

+74 4" RD 68

+69 4" RD 68

+71 4" RD 73

+57 RCP APRON 15

+56 ER 24

+54 MH 65

+42 MH 55

+40 POR 43

+32 BR 68

+10 WEST END 27" CMP 21

+14 ℄ "G-2"

+04 ER 68

346

+00 SWAMP 19

+00 RD 0

+92 END SWAMP 60

+89 POR 38

+89 E. END CMP 27" 44

+70 PP 19

+77 ARK LIGHT & PP 40

+91 HYD 68

+60 24" CMP 130

+57 BEGR 29

+33 SWAMP 99

345

+00 SWAMP 13

+00 RD 0

+00 RD 29

+00 SWAMP 40

344+50

	Lt	℄	Rt
+50			
			+08 PP / 46
349	+00 SWAMP / 15	+00 Rd / 0	+00 Rd / 24
+50			
348	+00 SWAMP / 15	+00 Rd / 0	+00 Rd / 24
+50			
347			

Lt | ℄ | Rt

352

+00 SWAMP 31 | +00 Rd 0 | +00 Rd 24

+90 6" CW 30 | +92 8" CW 30

+88 6" CW 26 | +88 12" CW 22

+75 SWAMP 18 | +85 6" CW 24

+50

+45 END SWAMP 41-60

+18 PP 46

+12 TELE C. BOX 40

351

+00 SWAMP 15 | +00 Rd 0 | +00 Rd 24 | +00 SWAMP 41-58

150

+56 4" ELM 60

+14 4" ELM 60 | +29 NW COR FE 62

350

+00 SWAMP 15 | +00 Rd 0 | +00 Rd 24 | +00 SWAMP 41-58

+98 COR FE 62

+88 BEG FE (WOOD) 78

+83 4" Popplar (6) 58

+65 BEG SWAMP 41-58

349+50

sheet 14 not drawn up
(needed extra 11/28/84)

15

X sects

321 TO 325

STA	+	⊼	—	ELEV
	2.57	946.97		944.40
321+00				
+00			2.45	
+50				
322				
+50				

SPIKE IN PP RT

943.9	946.6	945.9	942.0	942.7	942.6	942.5	942.7	946.8
3.1	0.4	1.1	0.0	+0.7	+1.0	+0.5	+0.7	0.2
80	56	33	20	12		31	53	80

12" RCP RT

943.8	946.6	949.7	946.7	942.1	942.2	942.1	942.0	943.4	949.1	943.9
3.2	0.4	2.3	0.6	+0.1	+0.2	0.1	1.0	3.6	2.9	3.1
80	39	26	17	12		31	39	56	69	80

942.3	943.9	945.2	943.9	945.8	946.0	946.3	946.3	945.8	949.9	941.2	943.1
4.7	3.1	1.8	3.6	1.2	1.0	0.7	0.7	1.2	2.1	4.8	3.9
80	64	36	27	16	12		10	31	39	54	80

949.1	945.1	942.1	944.0	944.9	944.8	944.8	944.2	943.9	941.0	941.9
2.3	1.9	4.9	3.0	2.6	2.2	2.2	2.8	3.6	6.0	5.1
63	40	26	16	12		10	31	39	54	80

944.0
3.0
80

STA	+	IT	−	ELEV	
		946.97			
323					
+50					
324					
+53			12.24	934.73	
+62			GUTTER (SOUTH) EAST		
BM			14.57	932.40	932.40

Lt ℄ Rt 17

942.2	942.0	939.8	942.2	942.8	943.0	943.2	942.6	941.8	939.6	942.5	942.3
4.8	5.0	7.2	4.8	4.2	4.0	3.8	4.4	5.2	7.4	4.5	4.7
80	38	26	17	12		10	31	38	49	62	80

938.9	938.0	940.6	941.1	941.3	941.3	941.0	940.1	938.0	939.4	939.9
8.1	9.0	6.4	5.9	5.7	5.7	6.0	6.9	9.0	8.6	7.1
80	25	16	12		10	31	36	48	73	80

936.7	936.0	938.8	939.1	939.4	939.4	939.0	937.5	939.3	938.7
10.3	11.0	8.2	7.9	7.6	7.6	8.0	9.5	7.7	8.3
80	25	17	12		10	31	44	67	80

12" RCP Rt

935.8	936.4	936.7	936.9	937.0	936.7	936.4	936.01	935.02
11.2	10.6	10.3	10.1	10.0	10.3	10.6	10.96	11.55
80	21	12		10	31	38	62	80
							Conc C+R Pc 12	

SPIKE IN PP 226+36 R+40

STA	+	T	−	ELEV

ML
MC
BLM

Nov 2, 82

Cloudy 50° 1B

X-SECTIONS

LEXINGTON AVE

T.H. 96 TO Co Rd 62

STA	+	π	−	ELEV
	6.88	939.28		932.40
325+02	GUTTER LINE ENT Rt			
+05			5.75	933.53
+50				
326+00				
	2.85	932.57	9.56	929.72
+50				

Spike PP 226+36 Rt 40'

35.5	34.7	34.3	34.8	35.1	35.26	35.3	36.10	35.55
3.8	4.6	5.0	4.5	4.2	4.02	4.0	3.18	3.73
80	22	18	11	5		24	59	80
							CONC	CONC

12" RCP Rt

35.1	33.8	32.5	33.16	33.4	33.9	33.1	32.5	34.5	35.6
4.2	5.5	6.8	6.12	5.9	5.9	6.2	6.8	4.8	3.7
80	21	15		12	24	28	33	52	80

34.3	32.9	30.5	31.34	31.5	31.4	30.8	30.3	30.7	30.9	31.9
5.0	6.9	8.8	7.94	7.8	7.9	8.4	9.0	8.6	8.4	7.4
80	20	15		12	24	32	37	39	67	80

TP HYD 326+87 Rt

33.6	31.2	30.7	29.4	28.3	28.9	29.55	29.8	29.8	29.3	28.2	28.7	28.9	28.8
+1.0	1.4	1.9	3.2	4.3	3.7	3.02	2.8	2.8	3.3	4.4	3.9	4.2	3.8
80	38	24	16	13	9		12	24	32	44	55	75	80

STA	+	π	−	ELEV	
		932.57			
327+00					
327+42			9.44	23.13	
+60	So. GUTTER LINE TOMLYN AVE				
327+95	NO GUTTER LINE TOMLYN AVE				
	7.23	729.12	10.72	921.85	921.89
328+13			9.04	920.08	

LT ℄ RT 20

31.9	29.7	27.7	26.5	26.9	27.44	27.9	27.8	27.4	26.4	26.8	26.2
0.7	2.9	4.9	6.1	5.7	5.13	4.7	4.8	5.2	6.2	5.8	6.4
80	31	15	14	7		12	24	31	46	57	80

18" RCP Rt 45'

31.1	27.8	23.7	23.7	24.9	25.12	25.4	25.4	23.73	23.56
								CONC	CONC
1.5	4.7	8.9	8.9	8.2	7.45	7.2	7.2	8.84	9.01
80	30	20	14	8		12	24	61	80

29.7	27.6	22.2	23.1	23.71	23.9	23.9	23.72	23.54
							CONC	CONC
2.9	5.0	10.4	9.5	8.86	8.7	8.7	8.85	9.03
80	34	22	8		12	24	60	80

T.P. P.P. RT.

18" RCP Rt 45

STA	+	T	−	ELEV
		929.12		
+50				
329+00				
	3.12	922.41	9.83	919.29
+50				
330+00				
330+50				

LT					℄					RT	
29.1	25.1	20.4	20.8		21.43	21.5	21.5	20.9	16.8	16.5	21.30
0.0	4.0	8.7	8.3	7.69		7.6	7.6	8.2	12.3	12.6	T.C. 7.82
80	31	19	10			12	24	32	52	62	82
26.2	24.2	23.0	18.1	18.8	19.32	19.5	19.3	18.3	13.2	11.7	20.21
2.9	4.9	6.1	11.0	10.3	9.80	9.6	9.8	10.8	15.9	17.4	T.C. 8.91
80	45	30	21	9		12	24	33	58	62	82

TP ℄ PK 328+00

25.4	22.4	15.2	16.7	17.11	17.2	17.1	16.3	09.2	08.6	13.2	
+3.0	0.0	7.2	5.7	5.30	5.2	5.3	6.1	13.2	15.8	9.2	
80	48	25	9		12	24	32	50	67	80	
23.4	20.4	13.9	12.5	14.8	15.30	15.2	15.0	14.0	04.7	10.8	
+1.0	2.0	9.0	9.9	7.6	7.1	7.2	7.4	8.4	17.7	21.6	
80	36	22	17	9		12	24	33	53	80	
22.9	20.3	10.2	10.2	12.3	13.10	13.2	13.0	12.1	02.1	899.31	899.2
+0.5	2.1	12.2	12.2	10.1	9.31	9.2	9.4	10.3	20.3	23.1	25.2
80	50	25	17	9		12	24	32	57	70	80

STA	+	⊼	−	ELEV	
		922.41			
	18.74	923.59	17.56	904.85	904.85
331+00					
+50					
332+00					
	11.57	913.48	21.68	901.91	
450					
+72			18.32	895.16	

Lt ℄ Rt 22

TP PP Rt 332+23

21.2	17.8	08.2	07.9	10.5	910.99	11.0	10.8	09.9	01.1	896.8
2.4	5.8	15.4	15.7	13.1	12.60	12.60	12.8	13.7	22.5	26.8
80	50	22	18	6		12	24	32	56	80

919.1	917.5	905.6	905.7	908.0	908.82	909.0	908.9	908.0	898.8	896.2
4.5	6.1	18.0	17.9	15.6	14.77	14.6	14.7	15.6	24.8	27.4
80	66	24	19	8		12	24	33	59	80

915.8	914.4	904.1	909.0	906.1	906.74	907.0	906.9	906.0	897.2	895.2
7.8	9.2	19.5	19.6	17.5	16.85	16.6	16.7	17.6	26.4	28.4
80	62	28	22	10		12	24	33	57	80

T.P. H₂O Rt 333+47

913.0	910.1	904.2	903.1	904.2	904.83	905.1	904.7	904.3	896.6	894.2
0.5	3.4	9.3	10.4	9.3	8.65	8.4	8.8	9.2	16.9	19.3
80	49	39	19	11		12	24	38	55	80

M.H Rt. 92

STA	+	⊼	−	ELEV
		913.48		
333+00				
+50				
334+00				
+50				
335+00				
+50				

908.9	906.6	901.8	901.2	902.8	902.97	903.1	902.7	902.4	895.6	894.8
4.6	6.9	11.7	12.3	10.7	10.51	10.4	10.8	11.1	17.9	18.7
80	49	36	20	9		12	24	33	53	80

904.8	902.7	899.7	900.0	901.3	901.46	901.4	901.2	900.8	894.4	894.0	894.0
8.7	10.8	13.8	13.5	12.2	12.02	12.1	12.3	12.7	19.1	19.5	19.5
80	37	32	18	9		12	24	31	57	67	80

901.5	900.4	898.8	899.0	900.2	900.3	900.1	899.8	899.3	895.5	894.5	894.5
12.0	13.1	14.7	14.6	13.3	13.20	13.4	13.7	14.2	18.0	19.0	19.0
80	35	32	18	9		12	24	31	40	53	80

899.0	898.5	897.8	898.0	899.1	899.23	899.23	898.6	897.9	894.9	894.1	893.9
14.5	15.0	15.7	15.5	14.4	14.25	14.3	14.9	15.6	18.6	19.4	19.6
80	38	36	15	9		12	24	31	42	61	80

894.8	895.5	896.8	897.7	897.88	898.0	897.6	896.7	894.3	893.7	893.5
18.7	18.0	16.7	15.8	15.60	15.5	15.9	16.8	19.2	19.8	20.0
80	59	20	9		12	29	32	43	60	80

894.9	895.1	895.7	896.9	897.21	897.2	896.8	896.1	893.9	893.5	893.5
18.6	18.4	17.8	16.6	16.27	16.3	16.7	17.4	19.6	20	20
80	59	18	9		12	24	31	40	58	80

STA	+	T	−	ELEV
		913.48	15.60	
	4.38	901.37		896.99
336 +00				
+50				
337				
+50				
+43			8.15	893.22
338				

LT ℄ RT 24

TP & PK Sta 335+00

Spike PP 336+15 Rt 40

896.1	895.1	894.9	896.4	896.76	896.9	896.6	895.8	893.7	893.2
5.3	6.3	6.5	5.0	7.61	4.5	4.8	5.6	7.7	8.2
80	37	17	9		12	24	36	38	80

894.7	894.6	894.4	896.0	896.57	897.7	896.4	895.6	893.7	893.3
6.7	6.8	7.0	5.4	4.80	4.7	5.0	5.8	7.7	8.1
80	46	19	9		12	24	32	41	80

893.9	892.6	892.6	895.8	896.32	896.5	896.3	895.6	893.3	893.4
7.5	7.8	7.8	5.6	5.05	4.9	5.1	5.8	8.1	8.0
80	27	20	9		12	24	32	42	80

893.7	893.2	892.9	895.7	896.39	896.3	896.2	895.6	892.8	892.8
7.7	8.2	8.5	5.7	5.03	5.1	5.2	5.8	8.6	8.6
80	28	19	10		12	24	33	48	80

MH

894.8	894.7	893.6	893.2	895.9	896.09	896.3	896.2	895.5	892.8	892.9
6.6	6.7	7.8	8.2	5.5	5.28	5.1	5.2	5.9	8.6	8.5
80	31	25	17	9		12	24	34	48	80

STA	+	T	−	E
		901.37		
338+50				
339				
TP	2.53	899.48	4.42	896.95
+50				
340				
+50				

LT			℄			RT		
893.6	893.6	892.5	895.6	895.92	896.0	895.9	895.4	893.0	892.9
7.8	7.8	8.9	5.8	5.45	5.4	5.5	6.6	8.4	8.6
80	24	18	9		12	24	34	47	80

893.0	892.9	892.2	894.7	895.36	895.6	895.4	894.8	892.8	892.8
8.4	8.6	9.2	6.7	6.01	5.8	6.0	6.6	8.6	8.6
80	35	21	9		12	24	34	46	80

Top HYD

892.7	892.6	892.5	894.4	894.8	895.0	894.9	894.7	892.7	892.7
6.8	6.9	7.0	5.1	4.7	4.5	4.6	4.8	6.8	6.8
80	42	21	9		12	24	34	47	80

892.3	892.3	894.3	894.6	894.8	894.6	894.3	892.5	892.5
7.2	7.2	5.2	4.9	4.7	4.9	5.2	7.0	7.0
80	20	9		12	24	33	47	80

892.1	892.1	894.1	894.4	894.6	894.5	893.8	892.5	892.5
7.4	7.4	5.4	5.1	4.9	5.0	5.7	7.0	7.0
80	18	9		12	24	34	46	80

STA	+	Π	−	ELEV
		899.48		
341+00				
+50				
+93			6.72	892.76
342				
+50				
343				

LT ℄ RT 26

891.6	891.6	894.0	894.3	894.6	894.4	894.0	892.4	892.5
7.9	7.9	5.5	5.2	4.9	5.1	5.5	7.1	7.0
80	20	9		12	24	33	46	80

891.6	891.6	893.7	894.2	894.5	894.4	893.8	892.2	892.2
7.9	7.9	5.8	5.3	5.0	5.1	5.7	7.3	7.3
80	20	8		12	24	34	57	80

MH RT

891.6	891.6	891.6	893.8	894.5	894.7	894.5	893.9	892.5	891.7	891.7
7.9	7.9	7.9	5.7	5.0	4.8	5.0	5.6	7.0	7.8	7.8
80	20	19	8		12	24	33	46	58	58

891.6	891.6	891.6	894.0	894.8	895.1	895.0	894.2	892.4	891.7	891.7
7.9	7.9	7.9	5.5	4.7	4.4	4.5	5.3	7.1	7.8	7.8
80	20	16	8		12	24	33	52	62	80

891.5	891.5	894.1	894.8	895.1	895.0	894.4	892.4	891.8	891.7
8.0	8.0	5.4	4.7	4.4	4.5	5.1	7.1	7.7	7.8
80	20	9		12	24	33	49	60	80

STA	+	π	−	ELEV	
		899.48			
343+50					
344					
+50					
345					
BM	4.44	898.79	5.14	894.34	894.35
+50					
+85			7.35	891.44	
346					

LT ℄ RT

891.4	891.4	894.2	894.6	894.9	894.8	894.1	892.3	891.6
8.1	8.1	5.3	4.9	4.6	4.7	5.4	7.2	7.9
80	20	8		12	24	34	48	80

891.4	891.4	894.0	894.4	894.6	894.5	893.8	892.0	891.6
8.1	8.1	5.5	5.1	4.9	5.0	5.7	7.5	7.9
80	19	8		12	24	32	48	80

891.0	891.2	893.5	894.0	894.2	894.1	893.5	892.3	891.5
8.5	8.3	6.0	5.5	5.3	5.4	6.0	7.2	8.0
80	18	8		12	24	34	47	80

891.2	891.2	893.1	893.5	894.0	893.7	893.0	892.1	891.6	891.6
8.3	8.3	6.4	6.0	5.5	5.8	6.5	7.4	7.9	7.9
80	19	9		12	24	34	42	57	80

Spike in PP 6" + hex

891.3	891.3	893.4	893.4	893.8	893.5	892.8	892.3	892.0
7.5	7.5	5.4	5.4	5.0	5.3	6.0	6.5	6.8
80	17	8		12	24	35	53	80

27" CMP RD

891.2	891.2	893.3	893.6	893.9	893.7	892.7	892.7
7.6	7.6	5.5	5.2	4.9	5.1	6.1	6.1
80	22	9		12	24	55	80

STA	+	π	−	ELEV
		898.79		
346+10			7.70	891.09
+15			℄ Conc Gr Rt	
+50				
+54			5.75	893.04
+62			5.10	893.69
347				
+50				

LT ℄ RT

28

27" CMP LT

891.4	891.9	893.3	893.7	893.9	893.8	893.5	893.3
7.4	7.4	5.5	5.1	4.9	5.0	5.3	5.5
80	17	8		12	24	38	80

890.8	889.7	893.3	893.4	893.7	893.6	892.9	893.6
8.0	9.1	5.5	5.4	5.1	5.2	5.9	5.2
80	17	9		12	24	42	80

891.4	891.4	893.2	893.5	893.7	893.4	893.0	892.2	893.4
7.4	7.4	5.6	5.3	5.1	5.4	5.8	6.1	5.4
80	17	10		12	24	37	48	80

891.5	891.5	893.1	893.4	893.8	893.7	893.3	893.0	893.4
7.3	7.3	5.7	5.4	5.0	5.1	5.5	5.8	5.4
80	18	9		12	24	37	49	80

STA	+	⊼	−	ELEV
		898.79		
348				
+50				
349				
+50				
350				
T.P.	5.66	899.49	4.96	893.83

Lt			℄			Rt		
891.4	891.4	893.2	893.8	894.2	894.1	893.3	893.1	893.8
7.4	7.4	5.6	5.0	4.6	4.7	6.5	5.7	5.0
80	18	9		12	24	40	47	80
891.5	891.5	893.3	893.9	894.9	894.2	893.5	893.2	894.2
7.3	7.3	5.5	4.9	4.4	4.6	5.3	6.6	4.6
80	16	8		12	24	36	46	80
891.5	891.3	893.1	893.6	894.1	893.9	893.9	893.2	893.8
7.3	7.5	5.7	5.2	4.7	4.9	5.4	5.6	5.0
80	16	8		12	24	33	50	80
891.8	891.5	893.0	893.5	893.9	893.6	893.5	893.1	893.7
7.0	7.3	5.8	5.3	4.9	5.2	5.3	5.7	5.1
80	18	8		12	24	34	49	80
891.4	891.4	893.3	893.8	894.1	893.8	893.5	892.3	893.5	893.8
7.4	7.4	5.5	5.0	4.7	5.0	5.3	6.5	5.3	5.0
80	17	8		12	24	35	44	58	80

PK # 350+00

SA	+	π	−	ELEV	
		899.49			
350+50					
351					
+50					
352					
BM			4.26	895.23	895.20
345+60				890.06	

℄

LT Rt 30

891.5	891.5	893.6	894.1	894.3	894.1	893.5	892.6	892.4	894.3	894.1
8.0	8.0	5.9	5.4	5.2	5.4	6.0	6.9	7.1	5.2	5.4
80	17	9		12	24	34	42	48	61	80.

891.5	891.5	893.7	894.6	894.8	894.7	894.1	892.6	894.0	893.9
8.0	8.0	5.8	4.9	4.7	4.8	5.4	6.9	5.5	5.6
80	16	8		12	24	36	46	59	80

891.5	891.3	892.0	895.0	895.4	895.8	895.5	895.1	893.7	899.3
8.0	8.2	7.5	4.5	4.1	3.7	4.0	4.4	5.8	5.2
80	27	17	8		12	24	34	51	80

891.9	891.9	891.9	892.9	896.0	896.5	896.9	896.7	896.4	894.7	895.3
7.6	7.6	7.6	6.6	3.5	3.0	2.6	2.8	3.1	5.1	4.2
80	55	29	16	8		12	24	32	49	80

Spike PP 349+08 Rt

24" RCP LT 100 ±

STA	+	T	−	ELEV

ML
MR
KS
BM

BENCH LEVELS

LEXINGTON AVE

276+00 TO HYW 96

	+	IA	−	ELEV
BM1	6.39	1005.54		999.15
BM2	4.48	1009.67	0.35	1005.19
BM3	0.63	1007.15	3.15	1006.52
BM4	0.53	1001.12	6.56	1000.59
SS			6.04	995.08
BM5	0.39	988.80	12.71	988.41
BM6	2.54	982.94	8.40	980.40
BM7	1.60	976.02	8.52	974.42
BM8	1.14	970.50	6.66	969.36
SS			8.38	962.12
BM9	2.42	963.31	9.61	960.89
BM10	5.69	967.30	1.70	961.61
BM11	3.25	967.67	2.88	964.42
BM12	2.86	966.11	4.42	963.25
BM13	4.33	966.30	4.14	961.97
BM14	0.69	960.69	6.30	960.00
BM15	0.91	955.95	5.65	955.04
SS			2.00	953.95
BM16	4.88	956.03	4.80	951.15

Spike in PP 276+60

Spike in PP 279+37 Rt 45

Spike in PP 282+30 Rt 46

Spike in PP 285+10 Rt 46

Spike in PP 288+00 Rt 46

Spike in PP 289+46 Rt 46

Spike in PP 290+80 Rt 46

Spike in PP 291+85 Rt 46

Spike in Arc Lite Ne Cor Victoria + Lex.

Spike in PP 296+64 Rt 25

Top Nad 301+27 Rt 28

Spike in PP 304+32 Rt 27

Spike in PP 307+75 Rt 26

Top Nad 312+15 Rt 29

Spike in PP 315+60 Rt 24

Spike in PP Se Cor 96 + Lex

STA	+	⊼	−	ELEV	
		956.03			
BM15	6.13	961.18	0.98	955.05	
BM14	5.25	965.27	1.16	960.02	
BM13	4.10	966.07	3.30	961.97	
BM12	4.52	967.78	2.81	963.26	
BM11	2.47	966.91	3.34	964.44	
BM10	1.77	963.35	5.33	961.58	
BM9	9.85	970.71	2.49	960.86	
BM8	7.03	976.37	1.37	969.34	
BM7	7.86	982.20	1.97	974.40	
BM6	8.56	988.94	1.82	980.38	
BM5	7.60	995.99	0.55	988.39	
	7.31	1002.37	0.93	995.06	
BM4	7.11	1007.67	1.81	1000.56	
BM3	3.26	1009.74	1.19	1006.48	
BM2	0.92	1006.10	4.56	1005.18	
BM1			6.95	999.15	999.15

ML
MR

Nov 1, 82

Sunny 45° 33

Benson Levels

Lexington Ark

Hwy 96 To Co Rd 62

BM	+	⅄	−	ELEV	
BM_1	0.84	951.99		951.15	
BM_2	0.45	944.85	7.59	944.40	
BM_3	0.76	933.16	12.45	932.40	
BM_4	1.35	923.24	11.27	921.89	
BM_5	2.49	914.92	10.81	912.43	
BM_6	1.26	906.11	10.07	904.85	
BM_7	4.26	901.25	9.17	~~896.99~~	896.80
BM_8	3.72	899.65	5.32	895.93	
BM_9	3.99	898.34	5.30	894.35	
BM_{10}	3.01	898.21	3.14	895.20	
BM_9	5.32	899.67	3.86	894.35	
BM_8	5.32	901.25	3.74	895.93	
BM_7	8.79	905.78	4.26	896.99	
BM_6	10.03	914.89	0.92	904.86	
BM_5	10.54	922.97	2.46	912.43	
BM_4	10.75	932.63	1.09	921.88	
BM_3	12.31	944.70	0.24	932.39	
BM_2	7.77	952.17	6.30	944.40	
BM_1			1.02	951.15	951.15

Spike in PP SE Cor 96 & Lex

" "

" " 326+36

STA ~~336+36~~ Rt 40'

328+32

Spike in PP STA ~~328+32~~ Rt 40'

Spike in PP 330+30 Rt 40'

Spike in PP 332+23 Rt 40

Spike in PP 336+15 Rt 40

Spike in PP 340+03 Rt 40

Spike in PP SE Cor 62nd & Lex

Spike in PP 349+08 Rt 40

0.08	944.48		944.40
		5.90	938.58
		11.92	932.56
		5.00	939.48
		9.38	935.10
		15.42	929.06

HUB

8"

POSSIBLE OVERFLOW

SPOT BY FENCE

LOW SPOT ROAD

SPIKE PP

ML
MR

Nov 17, 82
Cloudy 35°
35

TOPOGRAPHY

Co RD "C2"

0+00 = 246+14.33 SECTION LINE

LEXINGTON AUK

STA	LT	℄	RT
+50	+50 4" MAP 44		
		+44 BUSH 44	
+17 BUSH 44	+25 BUSH 44	+37 BUSH 44	
+11 4" MAP 44	+05 COR FE 72	+06 BUSH 44	
2+00		+00 RO 16	+00 RO 11
+94 END RETWALL 69		+97 BUSH 44	
+77 BUSH 44	+84 BUSH 44	+96 4" MAP 44	
+63 BUSH 44	+71 4" MAP 44	+63 END FE WOOD 75	
+57 BUSH 44	+60 COR TIMBER RET WALL 71		
+50	+51 4" MAP 44		
		+45 BUSH 44	
+25 BUSH 44	+38 BUSH 44	+32 4" MAP 44	
+18 BUSH 44	+11 4" MAP 44	+04 PP 32	
	+06 SOUTH FE 35	+02 NO END FE 44	+01 PP 19
1+00	+00 MH 38	+00 RO 17	+00 RO 11
			+00 TELE CONTROL BOX 18
		+96 COR FE (WOOD) 36	
	+85 4" R.O. 47	+76 4" RO. 49	+66 BR 11
			+57 4" 40 24
+50	+51 MH 40	+51 BR 17	
		+43 MH 28	
			+33 27" CMP 32
	+26 PBR 30		+29 PP 39
		+12 BR 60	+12 BR 66
			+26 PBR 33
0+00		SECTION LINE LEXINGTON	

STA | LT | ℄ | RT

+00 BEC CONC+G (3") 42

5+00 +00 CB 40 | +00 BR 38

+93 MH 26

+75 WSO 46

+70 ER 36 | +70 CB 38

+70 GG CONC C+G (3") 40 | +60 FOR 22

+60 ARC LITE 29

+50

+49 BR 16

+43 3" MAP 63 | +33 1" MAP 49

+25 RP 17

+26 SE COR NO 82

+18 2" MAP 49

4+00 +03 COR NO 81-87 | +00 RO 16 | +00 RP 10

+86 1" PINE 56

+80 SW COR NO 87 | +83 COR FE (WOOD) 80

+80 MH 28 | +81 END FE (C-L) 44

+50

+33 COR FE (WOOD) 82 | +33 END FE (C-L) 82

+28 COR FE (C-L) 44

+16 1" MAP 57

3+00 +00 RO 16 | +00 RO 11

+77 COR FE 34-44

+89 PP 18

+66 BUSH 44 | +66 END FE WOOD 35

2+50 +57 BUSH 44

STA	LT	℄	RT
6+00	+00 EL 39	+00 RP 16	+00 RP 10
	+80 2" MAP 43		
		+79 SE COR HO 24	
	+77 COR RE (C-L) 39-74		
	+56 4" MAP 56		
			+58 TELE C.B 19
+50	+41 COR HO 24	+45 2" PINE 41	+55 RP 17
	+27 END SPILLWAY 16-30		
	+23 ER 16		
	+13 2" PINE 57	+13 12" REP APR 30	
	+11 TELE C.B 35		+01 POR 21
5+00	+04 NW COR BIT SPILLWAY 32		

ML
MR

Nov 17, 82
CLOUDY 35° 39

X- SECTIONS
Co Ro G²

LEXINGTON TO 600' EAST

STA	+	⊼	−	ELEV
	5.54	899.89		894.35
0+00				
+50				
1+00				
+00			4.91	894.98
+50				
2+00				
+50				
T.P.	7.01	901.14	5.76	894.13

LT ℄ RT 40

Spike in PP Co Ro 6² + LtX

893.88
6.01

892.9	893.9	893.5	892.7	892.9	893.3	892.7	892.6	890.9	890.9
7.0	6.5	6.4	7.2	7.0	6.6	7.2	7.3	9.0	9.0
80	65	38	25	18		16	20	30	80

894.4	894.0	892.8	892.1	893.4	893.3	893.0	892.7	892.3	892.0
5.5	5.9	7.1	6.8	6.5	6.6	6.9	7.2	7.6	7.9
80	39	26	17		16	16	26	35	80

MH Lp 38

892.9	894.9	893.1	893.4	893.6	893.5	893.2	892.3	892.3	
4.0	5.0	6.8	6.5	6.3	6.4	6.7	7.6	7.6	
80	44	27	16		10	16	27	80	

893.5	896.3	893.3	893.5	893.8	893.6	893.5	892.5	892.0	892.1
2.4	4.6	6.6	6.4	6.1	6.3	6.4	7.4	7.8	7.8
70	41	25	16		10	18	27	40	80
Fe									

893.5	896.8	893.6	893.7	894.0	893.8	893.8	892.7	892.2	892.2
1.4	4.1	6.3	6.2	5.9	6.1	6.1	7.2	7.7	7.7
	45	23	16		10	17	26	40	80

P.K. ± 3+00

STA	+	Π	−	ELEV
		901.14		
3+00				
+50				
+80			6.96	
4+00				
+70		WEST GUTTER CHANDLER		
+93			4.78	896.36
+70			4.94	896.20

Lt					℄				Rt
899.0	897.0	893.6	893.7	893.8	894.1	893.9	893.8	892.5	892.3
2.1	4.1	7.5	9.4	7.3	7.0	7.2	7.3	8.6	8.8
80	58	33	25	16		10	16	25	80

897.4	895.4	893.9	894.1	894.4	894.1	893.8	892.7	892.7	892.7
3.8	5.8	7.2	7.0	6.7	7.0	7.3	8.4	8.4	8.4
80	42	25	17		10	17	28	57	80

MH. Lt 28

900.1	897.7	894.4	894.5	894.7	895.1	894.7	894.3	892.9	892.9
1.0	3.4	6.7	6.6	6.4	6.0	6.4	6.8	8.2	8.3
80	53	30	22	16		10	17	28	80

896.75	896.20	896.1	896.2	895.9	895.5	894.1	892.9
4.39	4.94	5.0	4.9	5.2	5.6	7.0	8.2
80	38	16		10	18	32	58
C+G	C+G						

MH Lt 28

CB Lt 38

STA	+	π	−	ELEV	
		901.14			
5+00	EAST GUTTER LINE CHANDLER				
+00			4.80	896.34	
+15			6.23	894.91	
+50					
6+00					
T.P.	5.55	899.73	6.96	894.18	
BM			5.37	894.36	894.35

LT ℄ RT 42

896.80	896.39	896.4	896.7	896.5	896.3	894.1	894.1
4.34	4.80	4.7	4.4	4.6	4.8	7.0	7.0
80	40	16		11	17	44	80
C+C	C+C						

C.B. LT 40'

12" APRON LT 30'

899.3	897.5	897.3	897.7	897.5	897.4	894.8	894.3
1.8	3.6	3.8	3.4	3.6	3.7	6.3	6.8
73	31	16		10	15	50	80
40							

899.6	899.2	898.6	899.0	898.8	898.6	896.1	894.8
1.5	1.9	2.5	2.1	2.3	2.5	5.0	6.3
80	38	16		10	15	53	80

TOP MN. 3+80 LT 28

Spike PP "62" +LEX

INVERT	326+22	930.45
INVERT	323+55	932.60
18" X CULVERT UNDER #96		933.35
POND ELEV		935.29

7-1-77
Karth Lake Elev. 929.7±

ML
DS
BW
MR
BL

FEB 7, 83

(44)

SUNNY -5°

ALINEMENT

US ARMY - TCAA Rd

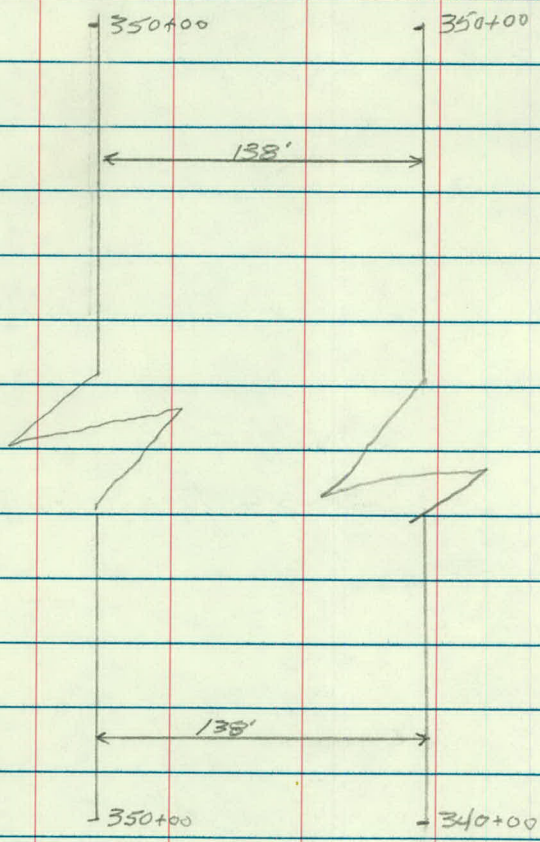
℄ TCAA RD
℄ SURVEY LINE
350+00
350+00
138'
138'
350+00
340+00

ML
DS
BS
MR
RL

FEB 7, 83

SUNNY -5° 45

X - SECTIONS

US ARMY - TCAA RD

STA	+	π	−	Elev
BM	4.33	898.68		894.35
			5.60	893.08
BM	6.04	899.12		893.08
340 +00				
+50				
341				
+50				

SPIKE IN PP SW COR G2+LEX.
PK ℄ 346+14.33 TCAA RD

PK ℄ 346+14.33 TCAA RD

892.6	92.6	93.3	93.8	93.9	93.5	92.6	92.5
6.5	6.5	5.8	5.3	5.2			
~~35~~	19	~~13~~		9 FE	13	20	33

92.4	92.7	93.9	93.7	93.9
6.7	6.4	5.2	5.4	5.2
22	16	14		9 FE

92.3	92.3	93.8	93.4	93.8	93.5	92.2	91.9
6.8	6.8	5.3	5.7	5.3			
22	16	14		9 FE	11	17	39

92.4	92.5	93.5	93.4	93.8
6.7	6.6	5.6	5.7	5.3
23	16	14		9 FE

STA	+	Σ	−	ELEV
		899.12		
342				
+50				
343				
+50				
344				
+50				

LT			Z		RT		
8 92.3	92.1	93.1	93.4	93.8	93.3	91.8	92.2
6.8	7.0	6.0	5.7	5.3			
29	18	13		10 FE	11	21	49
92.2	91.8	92.7	93.4	93.9			
6.9	7.3	6.4	5.7	5.2			
30	17	13		9 FE			
92.2	92.2	92.2	93.1	93.6	94.1	93.4	92.3	91.6
6.9	6.9	6.9	6.0	5.5	5.0			
27	16	11	9		9 FE	11	20	40
91.8	92.6	93.3	93.5	93.5				
7.3	6.5	5.8	5.6	5.6 *				
23	12	9		9 FE				
91.6	91.8	92.7	93.1	93.4	93.5	93.4	91.9	91.6
7.5	7.3	6.4	6.0	5.7	5.6			
33	19	11	9		9 FE	11	22	40
91.8	91.8	93.4	93.6	93.3				
7.3	7.3	5.7	5.5	5.8				
25	13	9		9 FE				

STA	+	π	−	Elev
		899.12		
345				
+50				
+55				
T.P.	5.60	898.45	6.27	892.85
346				
+50				
347				

LT ℄ RT 48

91.5 90.9 93.1 93.1 92.5 92.3 89.0 90.0

7.6 8.2 6.0 6.6 6.6
29 14 11 9 Pk 11 18 38

88.5 91.2 92.4 92.6 92.4

10.6 7.9 6.7 6.5 6.7
28 14 7 9 Pk

Pk = 90.79 92.4

833 6.7
20
Top
Cullbert

Pk ℄ 34/6

91.3 88.8 92.7 92.8 92.4 92.3 89.8 91.0

7.1 9.6 5.7 5.6 6.0
30 20 11 9 Pk 11 18 38

91.2 89.2 92.9 93.2 93.4

7.2 9.2 5.5 5.2 5.0
28 16 8 9 Pk

91.1 89.3 92.9 93.4 93.6 92.9 91.3 91.3

7.3 9.1 5.5 5.0 4.8
25 16 8 9 Pk 11 18 37

STA	+	I	-	ELEV
		898.45		
347+50				
348				
+50				
349				
+50				
350				
BM			5.38	893.07

893.08

Lt ~~Rt~~

89.1 91.3 92.7 93.1 93.2

7.3 7.1 5.7 5.3 5.2
34 19 9 9
Fe

91.2 91.2 92.6 93.0 93.2 93.1 91.4 91.3

7.2 7.2 5.8 5.4 5.2
35 20 8 9 11 23 37
Fe

91.2 91.2 92.6 93.0 93.2

7.2 7.2 5.8 5.4 5.2
33 18 9 9
Fe

89.2 91.2 92.6 93.2 93.2 93.2 91.3 91.2

9.2 7.2 5.8 5.2 5.2
32 17 9 9 11 18 32
Fe

89.2 91.1 93.1 93.8 94.1

9.2 7.3 5.3 4.6 4.3
34 19 9 9
Fe

89.5 90.1 93.8 94.1 94.2 92.9 91.5 91.2

8.9 8.3 4.6 4.3 4.2
35 13 7 9 12 16 31
Fe

STA	+	⊼	−	Elev'd
BM	5.44	899.79		894.35
340				
341				
342				
343				
344				
345				

Lt	&	Rt
93.5	92.6	92.5
6.3	7.2	7.3
13	20	33
93.5	92.2	91.9
6.3	7.6	7.9
11	17	39
93.3	91.8	92.2
6.5	8.0	7.6
11	21	49
93.4	92.3	91.6
6.4	7.5	8.2
11	20	40
93.4 *	91.9	91.6
6.4	7.9	8.2
11	22	40
92.3	89.0	90.0
7.5	10.8	9.8
	18	38

STA	+	⊼	−	Elev
		899.79		
T.P.	4.65	898.88	5.56	894.23
346				
347				
348				
349				
350				
			3.73	895.15

LT E RT 52

~~6.6~~	~~9.1~~	~~7.9~~
~~11~~	~~18~~	~~38~~
892.3	89.8	91.0
6.6	9.1	7.9
11	18	38
92.9	91.3	91.3
6.0	7.6	7.6
11	18	37
93.1	91.4	91.3
5.8	7.5	7.6
11	18	37
93.2	91.3	91.2
5.7	7.6	7.7
11	18	32
92.9	91.5	91.2
6.0	7.4	7.7
12	16	31

Lex Bemelmans
Profile

STA	+	π	−	ELEV
	4.48	948.88		944.40
320				
+50			0.08	948.8
321			0.79	48.09
+50			1.66	47.22
322			2.66	46.22
+50			4.16	44.72
323			5.88	43.0
+50			7.60	41.28
324			9.49	39.39
+50			11.50	37.38
	3.93	900.92		896.99
336 +00			4.20	96.72
+50			4.39	96.53
337			4.65	96.27
+50			4.70	96.22
338			4.89	96.03
+50			4.96	95.96

PP Spike

Spike PP 336 + 15 R_T

STA	+	π	−	ELEV
339			5.63	95.29
+50			6.14	94.78
340			6.33	94.59
+50			6.50	94.42
341			6.61	94.31
TP	5.30	899.61	6.61	894.31
341+50			5.36	94.25
342			5.06	94.55
+50			4.80	94.81
343			4.90	94.71
+50			5.05	94.56
344			5.21	94.4
+50			5.64	93.97
345			6.09	93.52
+50			6.17	93.44
346			6.00	93.61
TP	5.11	898.97	5.75	893.86
346+50			5.57	893.40

PK @ 241+00

Top Mon.

STA	+	⊼	−	ELEV	
347			5.52	93.45	
+50			5.56	93.41	
348			5.15	93.82	
+50			5.08	93.89	
349			5.39	93.58	
+50			5.50	93.47	
350			5.16	93.81	
+50			4.85	94.12	
351			4.38	94.59	
+50			3.58	95.39	
352			2.44	96.53	
BM			3.75	895.22	895.26

MJ
BW
MR
BL

Apr. 5, 83
Cloudy 40°

56

INFORMATION

8" VCP Pipe

326+22 LT 31'

STA	+	=	−	ELEV
BM	2.77	935.17		932.40
326+22			4.72	930.45
BM	5.42	944.02		938.60
323+55			11.42	932.60

LT 31' 8" UCP

HUB INSIDE ARSENAL

INVERT 8" 277' LT

STRUCTURAL DATA

TYPE 62-651-20

STORM		ELECTRIC		WATER	
SANITARY	X	TELEPHONE		OTHER	

STATION	LEFT	RIGHT	SIZE	
232+72		Rt 56	9"	INCH CASTING

TYPE OF CONST.		COMMENTS
BLOCK		
BRICK		
SECTIONAL	X	

ADJUSTING RINGS	TYPE	NO.	DEPTH	COMMENTS
BLOCK				
BRICK				
CONC. RINGS	2	2		

DEPTH FROM BOTTOM OF M.H TO TOP OF CASTING	14.5	ELEV
DISTANCE FROM HIGHEST FLOW LINE TO TOP OF CASTING		
ETC.		
INV.		

SIZES OF ALL PIPES AND DIRECTION OF FLOW

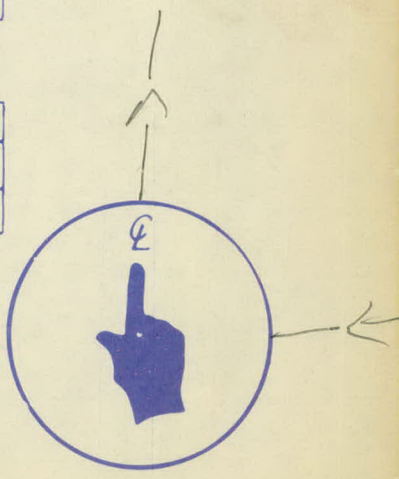

DESIGN

ELEVATION - TOP	
FINAL ELEVATION	
DIFFERENCES	

ADJUST

RECONSTRUCT

STRUCTURAL DATA

TYPE 62-651-20

STORM	X	ELECTRIC		WATER	
SANITARY		TELEPHONE		OTHER	

STATION	LEFT	RIGHT	SIZE	
275+00		35.5		INCH CASTING

TYPE OF CONST.		COMMENTS
BLOCK		
BRICK	X	
SECTIONAL		

ADJUSTING RINGS	TYPE	NO.	DEPTH	COMMENTS
BLOCK				
BRICK				
CONC. RINGS				

DEPTH FROM BOTTOM OF M.H TO TOP OF CASTING		ELEV 984.87
DISTANCE FROM HIGHEST FLOW LINE TO TOP OF CASTING		
ETC.		
INV.		

SIZES OF ALL PIPES AND DIRECTION OF FLOW

DESIGN

ELEVATION - TOP	993.78
FINAL ELEVATION	
DIFFERENCES	

ADJUST

RECONSTRUCT

STRUCTURAL DATA

TYPE 62-651-20

STORM	X	ELECTRIC		WATER		
SANITARY		TELEPHONE		OTHER		

STATION	LEFT	RIGHT	SIZE	
275+00	Lt 35.5			INCH CASTING

TYPE OF CONST.		COMMENTS
BLOCK		
BRICK	X	
SECTIONAL		

ADJUSTING RINGS	TYPE	NO.	DEPTH	COMMENTS
BLOCK				
BRICK				
CONC. RINGS				

		ELEV
DEPTH FROM BOTTOM OF M.H TO TOP OF CASTING		984.50
DISTANCE FROM HIGHEST FLOW LINE TO TOP OF CASTING		
ETC.		
INV.		

SIZES OF ALL PIPES AND DIRECTION OF FLOW

DESIGN

ELEVATION - TOP	993.78
FINAL ELEVATION	
DIFFERENCES	

ADJUST

RECONSTRUCT

STRUCTURAL DATA

TYPE 62-651-20

STORM		ELECTRIC		WATER	
SANITARY		TELEPHONE		OTHER	

STATION	LEFT	RIGHT	SIZE	
275+50				INCH CASTING

TYPE OF CONST.		COMMENTS
BLOCK		PLAN
BRICK		
SECTIONAL		

ADJUSTING RINGS	TYPE	NO.	DEPTH	COMMENTS
BLOCK				
BRICK				
CONC. RINGS				

		ELEV
DEPTH FROM BOTTOM OF M.H TO TOP OF CASTING		
DISTANCE FROM HIGHEST FLOW LINE TO TOP OF CASTING		
ETC.		
INV.		

SIZES OF ALL PIPES AND DIRECTION OF FLOW

DESIGN

ELEVATION - TOP	
FINAL ELEVATION	
DIFFERENCES	

ADJUST

RECONSTRUCT

STRUCTURAL DATA

TYPE S.D. 62-651-20

STORM	X	ELECTRIC		WATER	
SANITARY		TELEPHONE		OTHER	

TATION	LEFT	RIGHT	SIZE	
293+14	31		11"	INCH CASTING

PE OF CONST.		COMMENTS
BLOCK	X	
BRICK		
SECTIONAL		

JUSTING RINGS	TYPE	NO.	DEPTH	COMMENTS
BLOCK				
BRICK				
CONC. RINGS	X	2		

DEPTH FROM TTOM OF M.H	ELEV	
OF OF CASTING	7.05	
DISTANCE FROM HIGHEST LOW LINE TO P OF CASTING		
ETC.		
INV.		

SI S OF ALL PIPES AND IRECTION OF FLOW

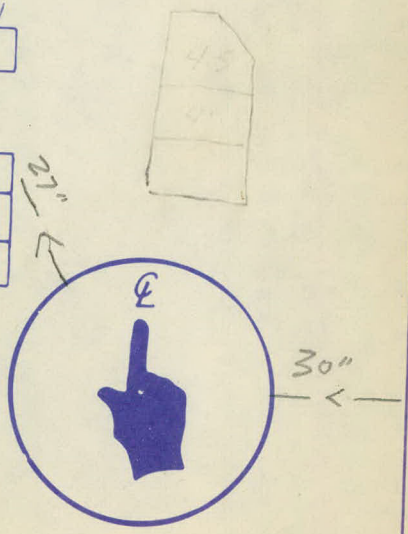

C IGN	
VATION - TOP	960.88
L ELEVATION	
IFFERENCES	

DJUST

ECONSTRUCT

STRUCTURAL DATA

TYPE SP 62-651-20

STORM	X	ELECTRIC		WATER	
SANITARY		TELEPHONE		OTHER	

STATION	LEFT	RIGHT	SIZE	
293+17		32	11"	INCH CASTING

YPE OF CONST.		COMMENTS
BLOCK	X	
BRICK		
SECTIONAL		

OJUSTING RINGS	TYPE	NO.	DEPTH	COMMENTS
BLOCK				
BRICK				
CONC. RINGS	X	1		

DEPTH FROM OTTOM OF M.H		ELEV
TOP OF CASTING	6.96	
DISTANCE FROM HIGHEST FLOW LINE TO OP OF CASTING		
ETC.		
INV.		

SIZES OF ALL PES AND DIRECTION OF FLOW



DESIGN

ION - TOP	961.48
AL ELEVATION	6.90
DIFFERENCES	54.58

UST ✓

RECONSTRUCT

STRUCTURAL DATA

TYPE MH 62-651-20

STORM		ELECTRIC		WATER	
SANITARY	X	TELEPHONE		OTHER	

STATION	LEFT	RIGHT	SIZE	
300+22	11		11"	INCH CASTING

TYPE OF CONST.		COMMENTS
BLOCK		
BRICK		
SECTIONAL	X	ECC.

ADJUSTING RINGS	TYPE	NO.	DEPTH	COMMENTS
BLOCK				
BRICK				
CONC. RINGS	X	2		

DEPTH FROM BOTTOM OF M.H TOP OF CASTING	12.2	ELEV
DISTANCE FROM HIGHEST FLOW LINE TO TOP OF CASTING		
ETC.		
INV.		

SIZES OF ALL PIPES AND DIRECTION OF FLOW



DESIGN	
ELEVATION – TOP	961.77
FINAL ELEVATION	
DIFFERENCES	

ADJUST

RECONSTRUCT

STRUCTURAL DATA

TYPE MH 62-651-20

STORM		ELECTRIC		WATER X
SANITARY		TELEPHONE		OTHER

STATION	LEFT	RIGHT	SIZE	
301+65		44	7"	INCH CASTING

TYPE OF CONST.		COMMENTS
BLOCK		
BRICK		
SECTIONAL	X	



ADJUSTING RINGS	TYPE	NO.	DEPTH	COMMENTS
BLOCK				
BRICK				
CONC. RINGS				

		ELEV
DEPTH FROM BOTTOM OF M.H TO TOP OF CASTING	5.95	
DISTANCE FROM HIGHEST FLOW LINE TO TOP OF CASTING		
ETC.		
INV.		

SIZES OF ALL PIPES AND DIRECTION OF FLOW

10" PVC

DESIGN	
ELEVATION - TOP	962.81
FINAL ELEVATION	
DIFFERENCES	

ADJUST

RECONSTRUCT

STRUCTURAL DATA

TYPE MH 62-651-20

STORM		ELECTRIC		WATER	
SANITARY	X	TELEPHONE		OTHER	

STATION	LEFT	RIGHT	SIZE	
301+86	18		11"	INCH CASTING

TYPE OF CONST.		COMMENTS
BLOCK		ECC.
BRICK		
SECTIONAL	X	

ADJUSTING RINGS	TYPE	NO.	DEPTH	COMMENTS
BLOCK				
BRICK				
CONC. RINGS	X	4		

DEPTH FROM BOTTOM OF M.H TO TOP OF CASTING	12.9	ELEV 961.77
DISTANCE FROM HIGHEST FLOW LINE TO TOP OF CASTING		
ETC.		
INV.		

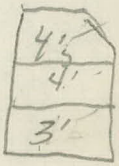

SIZES OF ALL PIPES AND DIRECTION OF FLOW

10" PLASTIC



DESIGN ELEVATION - TOP	961.75
FINAL ELEVATION	
DIFFERENCES	

ADJUST

RECONSTRUCT

STRUCTURAL DATA

TYPE S.D. 62-651-20

STORM	X	ELECTRIC		WATER		
SANITARY		TELEPHONE		OTHER		

STATION	LEFT	RIGHT	SIZE	
306+08		42		INCH CASTING

YPE OF CONST.		COMMENTS
BLOCK	X	
BRICK		
SECTIONAL		

OJUSTING RINGS	TYPE	NO.	DEPTH	COMMENTS
BLOCK				
BRICK				
CONC. RINGS	X	3		

DEPTH FROM OTTOM OF M.H		ELEV
TOP OF CASTING	2.9	
DISTANCE FROM HIGHEST FLOW LINE TO OP OF CASTING		
ETC.		
INV.		

ES OF ALL PIPES AND DIRECTION OF FLOW

ESIGN	
EVATION - TOP	959.17
AL ELEVATION	
DIFFERENCES	

ADJUST

RECONSTRUCT

STRUCTURAL DATA

TYPE M.H. 62-651-20

STORM		ELECTRIC		WATER	
SANITARY	X	TELEPHONE		OTHER	

STATION	LEFT	RIGHT	SIZE	
306+45		33	9"	INCH CASTING

TYPE OF CONST.		COMMENTS
BLOCK		
BRICK		
SECTIONAL		

ADJUSTING RINGS	TYPE	NO.	DEPTH	COMMENTS
BLOCK				
BRICK				
CONC. RINGS		11		

		ELEV
DEPTH FROM BOTTOM OF M.H TO TOP OF CASTING	12.61	
DISTANCE FROM HIGHEST FLOW LINE TO TOP OF CASTING		
ETC.		
INV.		

SIZES OF ALL PIPES AND DIRECTION OF FLOW

DESIGN	
ELEVATION - TOP	961.85
FINAL ELEVATION	
DIFFERENCES	

ADJUST

RECONSTRUCT

STRUCTURAL DATA

TYPE S.D. 62-651-20

STORM	X	ELECTRIC		WATER	
SANITARY		TELEPHONE		OTHER	

STATION	LEFT	RIGHT	SIZE	
306+63	76		11"	INCH CASTING

TYPE OF CONST.		COMMENTS
BLOCK	X	 6" SLAB
BRICK		
SECTIONAL		

ADJUSTING RINGS	TYPE	NO.	DEPTH	COMMENTS
BLOCK				
BRICK				
CONC. RINGS				

		ELEV
DEPTH FROM BOTTOM OF M.H TO TOP OF CASTING	4.60	
DISTANCE FROM HIGHEST FLOW LINE TO TOP OF CASTING		
ETC.		
INV.		

SIZES OF ALL PIPES AND DIRECTION OF FLOW

DESIGN

ELEVATION - TOP	954.63
FINAL ELEVATION	
DIFFERENCES	

ADJUST

RECONSTRUCT

STRUCTURAL DATA

TYPE MH 62-651-20

STORM		ELECTRIC		WATER X
SANITARY		TELEPHONE		OTHER

STATION	LEFT	RIGHT	SIZE	
309+82		4/6	9"	INCH CASTING

TYPE OF CONST.		COMMENTS
BLOCK		
BRICK		
SECTIONAL	X	

ADJUSTING RINGS	TYPE	NO.	DEPTH	COMMENTS
BLOCK				
BRICK				
CONC. RINGS				

		ELEV
DEPTH FROM BOTTOM OF M.H TOP OF CASTING	8.30	
DISTANCE FROM HIGHEST FLOW LINE TO TOP OF CASTING		
ETC.		
INV.		
SIZES OF ALL PIPES AND DIRECTION OF FLOW		

DESIGN	
ELEVATION - TOP	967.28
FINAL ELEVATION	
DIFFERENCES	
ADJUST	
RECONSTRUCT	

TYPE MH 62-651-20

STORM		ELECTRIC		WATER	
SANITARY	X	TELEPHONE		OTHER	

STATION	LEFT	RIGHT	SIZE	
310+14		33	9"	INCH CASTING

TYPE OF CONST.	
BLOCK	
BRICK	
SECTIONAL	X

COMMENTS

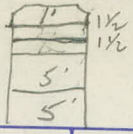

ADJUSTING RINGS	TYPE	NO.	DEPTH	COMMENTS
BLOCK				
BRICK				
CONC. RINGS		4		

		ELEV
DEPTH FROM BOTTOM OF M.H TO TOP OF CASTING	15.6	
DISTANCE FROM HIGHEST FLOW LINE TO TOP OF CASTING		
ETC.		
INV.		

SIZES OF ALL PIPES AND DIRECTION OF FLOW

DESIGN

ELEVATION - TOP	961.42
FINAL ELEVATION	
DIFFERENCES	

ADJUST

RECONSTRUCT

STRUCTURAL DATA

TYPE M.H. 62-651-20

STORM		ELECTRIC		WATER	
SANITARY	X	TELEPHONE		OTHER	

STATION	LEFT	RIGHT	SIZE	
313+74		34	7"	INCH CASTING

TYPE OF CONST.	
BLOCK	X
BRICK	
SECTIONAL	X

COMMENTS

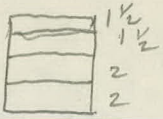

ADJUSTING RINGS	TYPE	NO.	DEPTH	COMMENTS
BLOCK				
BRICK				
CONC. RINGS		13		

		ELEV
DEPTH FROM BOTTOM OF M.H TO TOP OF CASTING	10.50	
DISTANCE FROM HIGHEST FLOW LINE TO TOP OF CASTING		
ETC.		
INV.		

SIZES OF ALL PIPES AND DIRECTION OF FLOW

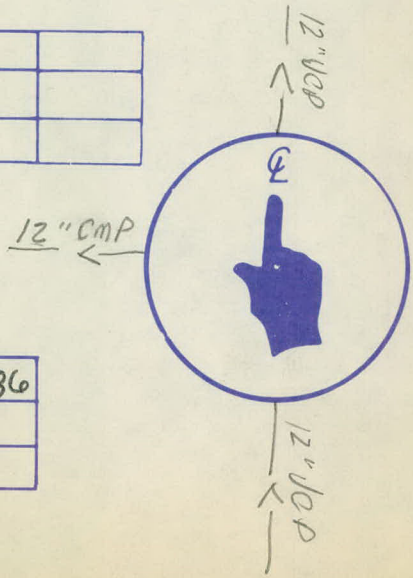

DESIGN

ELEVATION – TOP	953.86
FINAL ELEVATION	
DIFFERENCES	

ADJUST

RECONSTRUCT

STRUCTURAL DATA

TYPE SD 62-651-20

STORM	X	ELECTRIC		WATER	
SANITARY		TELEPHONE		OTHER	

STATION	LEFT	RIGHT	SIZE	
313+92		33	7"	INCH CASTING

TYPE OF CONST.		COMMENTS
BLOCK	X	
BRICK		
SECTIONAL		

DJUSTING RINGS	TYPE	NO.	DEPTH	COMMENTS
BLOCK				
BRICK				
CONC. RINGS				

		ELEV
DEPTH FROM OTTOM OF M.H TOP OF CASTING	1.9	
DISTANCE FROM HIGHEST FLOW LINE TO OP OF CASTING		
ETC.		
INV.		

SIZES OF ALL PIPES AND DIRECTION OF FLOW

DESIGN

VATION – TOP	952.58
AL ELEVATION	
FERENCES	

ADJUST

RECONSTRUCT

STRUCTURAL DATA

TYPE MH 62-651-20

STORM		ELECTRIC		WATER	
SANITARY	X	TELEPHONE		OTHER	

STATION	LEFT	RIGHT	SIZE	
317+38		33	9"	INCH CASTING

TYPE OF CONST.		COMMENTS
BLOCK		3' / 4'
BRICK		
SECTIONAL	X	

ADJUSTING RINGS	TYPE	NO.	DEPTH	COMMENTS
BLOCK				
BRICK				
CONC. RINGS		4		

		ELEV
DEPTH FROM BOTTOM OF M.H TO TOP OF CASTING	9.6	
DISTANCE FROM HIGHEST FLOW LINE TO TOP OF CASTING		
ETC.		
INV.		

SIZES OF ALL PIPES AND DIRECTION OF FLOW



DESIGN

ELEVATION - TOP	955.36
FINAL ELEVATION	
DIFFERENCES	
ADJUST	
RECONSTRUCT	

STRUCTURAL DATA

TYPE M.H. 62-651-20

STORM		ELECTRIC		WATER	
SANITARY	X	TELEPHONE		OTHER	

STATION	LEFT	RIGHT	SIZE	
337+43		Rt 56		INCH CASTING

TYPE OF CONST.		COMMENTS
BLOCK		
BRICK		
SECTIONAL		

ADJUSTING RINGS	TYPE	NO.	DEPTH	COMMENTS
BLOCK				
BRICK				
CONC. RINGS				

		ELEV
DEPTH FROM BOTTOM OF M.H TO TOP OF CASTING		
DISTANCE FROM HIGHEST FLOW LINE TO TOP OF CASTING		
ETC.		
INV.		

SIZES OF ALL PIPES AND DIRECTION OF FLOW

DESIGN

ELEVATION - TOP	
FINAL ELEVATION	
DIFFERENCES	

ADJUST

RECONSTRUCT

STRUCTURAL DATA

TYPE MH 62-651-20

STORM		ELECTRIC		WATER	
SANITARY	X	TELEPHONE		OTHER	

STATION	LEFT	RIGHT	SIZE	
34+94		Rt 5C		INCH CASTING

TYPE OF CONST.		COMMENTS
BLOCK		
BRICK		
SECTIONAL		

ADJUSTING RINGS	TYPE	NO.	DEPTH	COMMENTS
BLOCK				
BRICK				
CONC. RINGS				

		ELEV
DEPTH FROM BOTTOM OF M.H TO TOP OF CASTING		
DISTANCE FROM HIGHEST FLOW LINE TO TOP OF CASTING		
ETC.		
INV.		

SIZES OF ALL PIPES AND DIRECTION OF FLOW

DESIGN

ELEVATION - TOP	
FINAL ELEVATION	
DIFFERENCES	

ADJUST

RECONSTRUCT

STRUCTURAL DATA

TYPE MH 62-651-20

STORM		ELECTRIC		WATER			
SANITARY	X	TELEPHONE		OTHER			

STATION	LEFT	RIGHT	SIZE	
346+42		55	9	INCH CASTING

TYPE OF CONST.		COMMENTS
BLOCK		
BRICK		
SECTIONAL	X	

ADJUSTING RINGS	TYPE	NO.	DEPTH	COMMENTS
BLOCK				
BRICK				
CONC. RINGS		7		

		ELEV
DEPTH FROM BOTTOM OF M.H TO TOP OF CASTING	9.4	
DISTANCE FROM HIGHEST FLOW LINE TO TOP OF CASTING		
ETC.		
INV.		

SIZES OF ALL PIPES AND DIRECTION OF FLOW



DESIGN

ELEVATION - TOP	
FINAL ELEVATION	
DIFFERENCES	

ADJUST

RECONSTRUCT

STRUCTURAL DATA

TYPE 62-651-20

STORM		ELECTRIC		WATER	
SANITARY		TELEPHONE		OTHER	

STATION	LEFT	RIGHT	SIZE	
346+54		65		INCH CASTING

TYPE OF CONST.		COMMENTS
BLOCK		
BRICK		
SECTIONAL		

ADJUSTING RINGS	TYPE	NO.	DEPTH	COMMENTS
BLOCK				
BRICK				
CONC. RINGS				

		ELEV
DEPTH FROM BOTTOM OF M.H TO TOP OF CASTING		890.06
DISTANCE FROM HIGHEST FLOW LINE TO TOP OF CASTING		
ETC.		
INV.		

SIZES OF ALL PIPES AND DIRECTION OF FLOW



DESIGN

ELEVATION - TOP	
FINAL ELEVATION	
DIFFERENCES	

ADJUST

RECONSTRUCT

STRUCTURAL DATA

TYPE M.H. VICTORIA

STORM		ELECTRIC		WATER	
SANITARY	X	TELEPHONE		OTHER	

STATION	LEFT	RIGHT	SIZE	
4+81	23		9"	INCH CASTING

TYPE OF CONST.		COMMENTS
BLOCK		
BRICK		Conc
SECTIONAL	X	

4.0 / 3.5

ADJUSTING RINGS	TYPE	NO.	DEPTH	COMMENTS
BLOCK				
BRICK				
CONC. RINGS		0		

		ELEV
DEPTH FROM BOTTOM OF M.H TO TOP OF CASTING	8.5	
DISTANCE FROM HIGHEST FLOW LINE TO TOP OF CASTING		
ETC.		
INV.		

SIZES OF ALL PIPES AND DIRECTION OF FLOW



DESIGN

ELEVATION - TOP	970.01
FINAL ELEVATION	
DIFFERENCES	

ADJUST

RECONSTRUCT

STRUCTURAL DATA

G-2

TYPE

62-651-20 43

STORM	X	ELECTRIC		WATER	
SANITARY		TELEPHONE		OTHER	

STATION	LEFT	RIGHT	SIZE	
1+00	38		9	INCH CASTING

TYPE OF CONST.		COMMENTS
BLOCK		
BRICK		
SECTIONAL		

ADJUSTING RINGS	TYPE	NO.	DEPTH	COMMENTS
BLOCK				
BRICK				
CONC. RINGS				

		ELEV
DEPTH FROM BOTTOM OF M.H TO TOP OF CASTING		
DISTANCE FROM HIGHEST FLOW LINE TO TOP OF CASTING		
ETC.		
INV.		

SIZES OF ALL PIPES AND DIRECTION OF FLOW

DESIGN

ELEVATION - TOP	
FINAL ELEVATION	
DIFFERENCES	

ADJUST

RECONSTRUCT

STRUCTURAL DATA

G-2

TYPE MH 62-651-20 45

STORM	X	ELECTRIC		WATER		
SANITARY		TELEPHONE		OTHER		

STATION	LEFT	RIGHT	SIZE	
43 80	28			INCH CASTING

TYPE OF CONST.		COMMENTS 1,2'
BLOCK		
BRICK		
SECTIONAL	X	

ADJUSTING RINGS	TYPE	NO.	DEPTH	COMMENTS
BLOCK				
BRICK				
CONC. RINGS	X	4		

DEPTH FROM BOTTOM OF M.H TO TOP OF CASTING	8.4	ELEV. 88.78
DISTANCE FROM HIGHEST FLOW LINE TO TOP OF CASTING		
ETC.		
INV.		

SIZES OF ALL PIPES AND DIRECTION OF FLOW



DESIGN

ELEVATION – TOP	84.18
FINAL ELEVATION	
DIFFERENCES	

ADJUST

RECONSTRUCT

STRUCTURAL DATA

G-2

TYPE CB 62-651-2044

STORM	X	ELECTRIC		WATER		
SANITARY		TELEPHONE		OTHER		

STATION	LEFT	RIGHT	SIZE	
2+70 MH	28 (38.)			INCH CASTING

TYPE OF CONST.		COMMENTS
BLOCK		
BRICK		
SECTIONAL		

ADJUSTING RINGS	TYPE	NO.	DEPTH	COMMENTS
BLOCK				
BRICK				
CONC. RINGS				

DEPTH FROM BOTTOM OF M.H TO TOP OF CASTING	4.1	Inv ELEV 892.31
DISTANCE FROM HIGHEST FLOW LINE TO TOP OF CASTING		
ETC.		
INV.		

SIZES OF ALL PIPES AND DIRECTION OF FLOW



DESIGN

ELEVATION - TOP	896.20	EXISTING
DSN FINAL ELEVATION		PG
DIFFERENCES		2+

ADJUST

RECONSTRUCT

STRUCTURAL DATA

G-2

TYPE MH 62-651-20 4/6

STORM		ELECTRIC		WATER	
SANITARY	X	TELEPHONE		OTHER	

STATION	LEFT	RIGHT	SIZE	
4+93	28			INCH CASTING

TYPE OF CONST.		COMMENTS
BLOCK	X	
BRICK	X	
SECTIONAL		

ADJUSTING RINGS	TYPE	NO.	DEPTH	COMMENTS
BLOCK				
BRICK				
CONC. RINGS				

		ELEV
DEPTH FROM BOTTOM OF M.H TO TOP OF CASTING	4.1	
DISTANCE FROM HIGHEST FLOW LINE TO TOP OF CASTING		
ETC.		
INV.		

SIZES OF ALL PIPES AND DIRECTION OF FLOW

DESIGN

ELEVATION – TOP	
FINAL ELEVATION	
DIFFERENCES	

ADJUST

RECONSTRUCT

STRUCTURAL DATA G-2

TYPE CB 62-651-2047

STORM	X	ELECTRIC		WATER		
SANITARY		TELEPHONE		OTHER		

STATION	LEFT	RIGHT	SIZE	
5+00	40			INCH CASTING

TYPE OF CONST.		COMMENTS
BLOCK	X	
BRICK		
SECTIONAL		

ADJUSTING RINGS	TYPE	NO.	DEPTH	COMMENTS
BLOCK				
BRICK				
CONC. RINGS				

		ELEV
DEPTH FROM BOTTOM OF M.H TO TOP OF CASTING	3.6	892.74
DISTANCE FROM HIGHEST FLOW LINE TO TOP OF CASTING		
ETC.		
INV.		

SIZES OF ALL PIPES AND DIRECTION OF FLOW

DESIGN	
ELEVATION – TOP	896.34
FINAL ELEVATION	
DIFFERENCES	
ADJUST	
RECONSTRUCT	