OFFICE OF COUNTY ENGINEER
RAMSEY COUNTY, MINN.

PLAN Survey

WHITE BEAR AVE.

From T.H. 36 To I 694

Road Acc't. No.

Date Filed 2-28-86 File D12-B44

SIGNAL BASE

X-SECTION 79+32

| | + | π | − | ELKU |
|---|---|---|---|---|
| | 1.80 | 943.83 | | 942.03 |
| 7+32 | | | | |
| | | | | |
| | | | | |
| | | | | |
| | | | | |
| | | | | |
| 7+32 | | | 7.13 | 936.70 |

| LT | | | ℄ | | | RT | | |
|---|---|---|---|---|---|---|---|---|
| 37.0 | 37.4 | 37.76 | 38.12 | 38.11 | 38.07 | 37.71 | 37.40 | 37.0 |
| 6.8 | 6.4 | 6.07 | 5.71 | 5.72 | 5.76 | 6.12 | 6.4 | 6.8 |
| 35 | 23 | 8 | 7 | | 7 | 8 | 20 | 54 |
| | | | T.C. | | TC | | | |

| | | | | | | |
|---|---|---|---|---|---|---|
| 36.8 | 33.3 | 33.9 | 38.0 | 36.4 | 36.0 | 35.0 |
| 7.0 | 10.5 | 9.9 | 5.8 | 7.4 | 7.8 | 8.8 |
| 48 | 70 | 78 | 100 | 86 | 67 | 54 |

SIGNAL BASE 79+32

MC
MR

NOV 1, 82
SUNNY 41

ADDITIONAL TRAK INFO.
W.B.A. T.W 36 TO
KORLMANN

101

+50

+14 8" OAK (TWIN)

64

100

+62 12" ELM

44

99+50

102

+69 BEEWOOD

+50

101

+50

+14 8" OAK (TWIN)

64

100

+62 12" ELM

44

99+50

163

+ 83 ~~ENDWOOD~~

150

+50

7 STUMPS

~~93~~ TREES 81 fw

~~71~~ GRUB 63 fw

102

ML
DS
BW
MR

SUNNY 68°

MAY 4, 82

X-Sect
36 to Kohlm

X SECTIONS

WHITE BEAR AVE

78+00 TO 84+00

(NORTH RAMP T.H. #36 TO

GERVAIS AVE)

| STA | + | ⊼ | − | ELEV |
|---|---|---|---|---|
| BM | 3.47 | 945.50 | | 942.03 |
| 78 | | | | |
| +00 | | | 14.14 | 931.36 |
| +50 | | | | |
| +84 | ℄ ON RAMP | | Lt | |
| 79 | | | | |
| +50 | | | | |

LT Z

Spick PP NK Cor Cr R V.

| 32.6 | 31.4 | 32.8 | 34.0 | 34.12 | 34.45 | 34.51 | 34.12 | 34.09 |
|---|---|---|---|---|---|---|---|---|
| 12.9 | 14.1 | 12.7 | 11.5 | 11.38 | 11.05 | 10.99 | 11.38 | 11.41 |
| 100 | 72 | 44 | 34 | 8 | 8 | 4 | 4 | |
| | | | | Gu | T.C. | T.C. | Gu | |

MH LT 72'

| 33.60 | 33.3 | 34.3 | 35.3 | 35.75 |
|---|---|---|---|---|
| 11.9 | 12.2 | 11.2 | 10.2 | 9.75 |
| 100 | 82 | 60 | 38 | |

| 33.60 | 35.00 | 36.10 | 36.80 |
|---|---|---|---|
| 11.6 | 10.5 | 9.4 | 8.70 |
| 100 | 70 | 39 | |

| 37.00 | 32.40 | 35.50 | 36.60 | 37.21 |
|---|---|---|---|---|
| 8.5 | 13.1 | 10.0 | 8.9 | 8.29 |
| 136 | 92 | 70 | 39 | |

| 38.50 | 33.50 | 36.40 | 37.00 | 37.40 | 38.08 | 38.48 | 38.43 |
|---|---|---|---|---|---|---|---|
| 7.0 | 12.0 | 9.1 | 8.5 | 8.1 | 7.42 | 7.02 | 7.07 |
| 100 | 67 | 52 | 46 | 35 | 7 | 7 | |
| | | | | | Gu | Fc | |

| STA | + | ⊼ | − | ELEV |
|---|---|---|---|---|
| | | 945.50 | | |
| 80 | | | | |
| +50 | | | | |
| 81 | | | | |
| +50 | | | | |
| 82 | | | | |
| T.P. | 5.16 | 943.22 | 7.44 | 938.06 |

LT RE 3

| | | | | | | | | |
|---|---|---|---|---|---|---|---|---|
| 38.60 | 39.00 | 35.20 | 37.30 | 37.70 | 37.90 | 38.65 | 39.00 | 39.00 |
| 6.9 | 6.5 | 10.3 | 8.2 | 7.8 | 7.6 | 6.85 | 6.50 | 6.50 |
| 100 | 85 | 63 | 49 | 46 | 35 | 7 | 7 | |
| | | | | | | GU | T.C. | |

| | | | | | | | |
|---|---|---|---|---|---|---|---|
| 39.20 | 39.70 | 35.80 | 38.00 | 38.20 | 38.93 | 39.38 | 39.38 |
| 6.3 | 5.8 | 9.7 | 7.5 | 7.3 | 6.57 | 6.18 | 6.18 |
| 100 | 80 | 60 | 44 | 33 | 4 | 4 | |
| | | | | | GU | T.C. | |

| | | | | | | | | |
|---|---|---|---|---|---|---|---|---|
| 40.10 | 40.30 | 36.40 | 37.80 | 38.30 | 38.50 | 39.24 | 39.58 | 39.58 |
| 5.4 | 5.2 | 9.1 | 7.7 | 7.2 | 7.0 | 6.26 | 5.92 | 5.92 |
| 100 | 78 | 58 | 43 | 43 | 32 | 4 | 4 | |
| | | | | | | GU | T.C. | |

(X)

| | | | | | | | | |
|---|---|---|---|---|---|---|---|---|
| 40.90 | 40.80 | 36.6 | 37.90 | 38.40 | 38.60 | 39.41 | 39.76 | 39.77 |
| 4.9 | 4.7 | 8.9 | 7.6 | 7.1 | 6.9 | 6.09 | 5.74 | 5.73 |
| 100 | 77 | 52 | 46 | 41 | 31 | 3 | 3 | |
| | | | | | | GU | T.C. | |

| | | | | | | | |
|---|---|---|---|---|---|---|---|
| 39.70 | 39.60 | 36.90 | 38.30 | 38.50 | 39.34 | 39.70 | 39.70 |
| 5.8 | 5.9 | 8.6 | 7.2 | 7.0 | 6.16 | 5.80 | 5.80 |
| 100 | 71 | 54 | 42 | 31 | 3 | 3 | |
| | | | | | GU | T.C. | |

HH 82+20 LT 42' N.W. COR

| STA | + | ⊼ | — | ELEV |
|---|---|---|---|---|
| | | 943.22 | | |
| 82+50 | | | | |
| 83 | | | | |
| +50 | | | | |
| | | | 119 | 942.03 |

| | | | | | | | |
|---|---|---|---|---|---|---|---|
| 37.68 | 38.22 | 37.02 | 38.02 | 38.32 | 39.15 | 39.53 | 39.51 |
| 5.6 | 5.0 | 6.2 | 5.2 | 4.9 | 4.07 | 3.69 | 3.71 |
| 100 | 65 | 53 | 42 | 31 | 3 | 3 | |
| | | | | | Gu | T.C. | |

| | | | | | | |
|---|---|---|---|---|---|---|
| 37.02 | 37.68 | 37.52 | 37.98 | 38.88 | 39.26 | 39.26 |
| 6.2 | 5.6 | 5.7 | 5.3 | 4.34 | 3.96 | 3.96 |
| 100 | 64 | 42 | 32 | 1 | 1 | |
| | | | | 64 | T.C | |

| | | | | |
|---|---|---|---|---|
| 37.48 | 37.92 | 37.98 | 37.68 | 38.32 |
| 5.8 | 5.3 | 5.3 | 5.6 | 5.00 |
| 100 | 61 | 33 | 26 | |

Sin

ML
DS
BW
MR

CLOUDY 5°

DEC 29, 81 1

X SECTIONS

WHITE BEAR AVE

GERVAIS AVE TO C&R&C

WEST SIDE ONLY

STA 88+00 TO 118+60

BOTH SIDES

| STA | + | ⊼ | − | Elev |
|---|---|---|---|---|
| | 0.38 | 942.41 | | 942.03 |
| 84+00 | | | | |
| +50 | | | | |
| 85+00 | | | | |
| +50 | | | | |
| 86+00 | | | | |
| T.P. | 2.84 | 934.65 | 10.60 | 931.81 |

LT ℄ Z

SPIKE IN PAD GERVAIS + WBA NE COR

| | | | | | |
|---|---|---|---|---|---|
| 36.91 | 37.81 | 37.73 | 37.33 | 937.58 | |
| 5.5 | 4.6 | 4.68 | 5.08 | 4.93 | |
| 75 | 42 | 26 | 24 | | |
| | | CONC | CURB | | |

| | | | | | | |
|---|---|---|---|---|---|---|
| 25.51 | 30.61 | 35.21 | 36.21 | 36.86 | 36.46 | 936.74 |
| 16.9 | 11.8 | 7.2 | 6.2 | 5.55 | 5.95 | 5.67 |
| 95 | 73 | 54 | 37 | 26 | 24 | |
| | | | | CONC | CURB | |

| | | | | | |
|---|---|---|---|---|---|
| 25.41 | 30.61 | 34.51 | 35.82 | 35.42 | 935.74 |
| 17.0 | 11.8 | 7.9 | 6.59 | 6.99 | 6.67 |
| 82 | 51 | 35 | 26 | 24 | |
| | | | CONC | CURB | |

| | | | | | |
|---|---|---|---|---|---|
| 25.71 | 32.41 | 34.31 | 34.67 | 34.29 | 934.6 |
| 16.7 | 10.0 | 8.1 | 7.74 | 8.12 | 7.81 |
| 75 | 45 | 35 | 26 | 24 | |
| | | | CONC | CURB | |

| | | | | | |
|---|---|---|---|---|---|
| 26.61 | 28.81 | 33.31 | 33.43 | 33.03 | 933.27 |
| 15.8 | 13.6 | 9.1 | 8.98 | 9.38 | 9.14 |
| 71 | 52 | 35 | 26 | 24 | |
| | | | CONC | CURB | |

℄ STA 86+50

| STA | + | Π | − | ELEV |
|---|---|---|---|---|
| | | 93465 | | |
| 86+50 | | | | |
| 87+00 | | | | |
| +50 | | | | |
| 88+00 | | | | |
| +50 | | | | |
| 89+00 | | | | |

| | | | | | |
|---|---|---|---|---|---|
| 24.95 | 26.55 | 31.75 | 32.21 | 31.81 | 932.08 |
| 9.7 | 8.1 | 2.9 | 2.44 | 2.84 | 2.57 |
| 75 | 59 | 36 | 26 | 24 | |
| | | | CONC CURB | | |

| | | | | | |
|---|---|---|---|---|---|
| 24.75 | 27.05 | 30.65 | 31.23 | 30.83 | 931.1 |
| 9.9 | 7.6 | 4.0 | 3.42 | 3.82 | 3.55 |
| 75 | 52 | 36 | 26 | 24 | |
| | | | CONC C | | |

| | | | | | |
|---|---|---|---|---|---|
| 24.35 | 25.05 | 30.05 | 30.5 | 30.1 | 930.4 |
| 10.3 | 9.6 | 4.6 | 4.15 | 4.55 | 4.25 |
| 75 | 52 | 35 | 26 | 24 | |
| | | | CONC CURB | | |

| | | | | | |
|---|---|---|---|---|---|
| 24.25 | 24.85 | 29.25 | 29.98 | 29.58 | 929.91 |
| 10.4 | 9.8 | 5.4 | 4.67 | 5.07 | 4.74 |
| 75 | 50 | 35 | 26 | 24 | |
| | | | CONC CURB | | |

| | | | | | |
|---|---|---|---|---|---|
| 24.55 | 25.55 | 29.35 | 29.61 | 29.21 | 929.56 |
| 10.1 | 9.1 | 5.3 | 5.04 | 5.44 | 5.09 |
| 75 | 60 | 36 | 26 | 24 | |
| | | | CONC CURB | | |

| | | | | | |
|---|---|---|---|---|---|
| 25.75 | 26.75 | 28.85 | 29.29 | 28.89 | 929.25 |
| 8.9 | 7.9 | 5.8 | 5.36 | 5.76 | 5.40 |
| 75 | 52 | 34 | 26 | 24 | |
| | | | CO | | |

| STA | + | X | - | ELEV |
|---|---|---|---|---|
| | | 934.65 | | |
| +50 | | ℄ BIT ENTRANCE LT | | |
| 90+00 | | | | |
| T.P | 0.80 | 933.38 | 2.07 | 932.58 |
| +35 | | SO GUTTER LINE 11TH ST LT CONC | | |
| +72 | | SO MED GUTTER LINE 11TH ST LT CONC | | |
| +78 | | CONC MO MED GUTTER LINE 11TH ST LT | | |

LT ℄

26.35 29.04 28.57 928.88

8.3 5.61 6.08 5.77

75 33 24

CONC APRON

28.45 28.85 28.15 28.27 928.58

6.2 5.8 6.5 6.38 6.57

88 61 41 24 CONC

LIP CURB

SIGNAL PED CONTROL BOX 90+15

26.68 27.22 28.06 928.36

6.70 6.16 532 5.02

100 68 24

27.36 27.58 27.61 27.79 928.09

6.02 5.80 5.77 5.59 5.29

100 75 56 24 CONC

27.28 27.45 27.38 27.78 928.04

6.10 5.93 5.80 5.60 5.34

100 75 57 29

| STA | + | ⊼ | − | ELEV |
|---|---|---|---|---|
| | | 933.38 | | |
| 91+07 | NO GUTTER LINE 11TH ST CONC | | | |
| +50 | | | | |
| 92+00 | | | | |
| T.P | 1.01 | 932.99 | 1.40 | 931.98 |
| +33 | | | | |
| 93+00 | | | | |

LT 5

| | | | | | |
|---|---|---|---|---|---|
| 27.05 | 27.16 | 27.27 | 27.58 | 927.88 | ✓ |
| 6.33 | 6.22 | 6.11 | 5.80 | 5.50 | |
| 100 | 75 | 60 | 24 | | |

| | | | | | |
|---|---|---|---|---|---|
| 27.78 | 27.98 | 28.08 | 27.68 | 27.28 | 927.58 ✓ |
| 5.6 | 5.4 | 5.3 | 5.70 | 6.10 | 5.80 |
| 75 | 50 | 36 | 26 | 24 | |
| | | | CONC | C | |
| | | | C & G | | |

| | | | | | |
|---|---|---|---|---|---|
| 28.48 | 28.68 | 28.68 | 27.37 | 26.97 | 927.27 ✓ |
| 4.9 | 4.7 | 4.7 | 6.01 | 6.41 | 6.11 |
| 75 | 50 | 38 | 26 | 24 | |
| | | | CONC | C | |
| | | | C & G | | |

BOLT TELEPHONE POLE 28' RT STA 92+30

| | | | | | |
|---|---|---|---|---|---|
| 25.99 | 26.99 | 27.2 | 26.8 | 927.05 | ✓ |
| 7.0 | 6.6 | 5.79 | 6.19 | 5.94 | |
| 75 | 50 | 26 | 24 | | |
| | | CONC | C | | |
| | | C & G | | | |

| | | | | | |
|---|---|---|---|---|---|
| 22.29 | 23.09 | 25.99 | 26.68 | 26.28 | 926.57 ✓ |
| 10.7 | 9.9 | 7.0 | 6.31 | 6.71 | 6.42 |
| 75 | 48 | 38 | 26 | 24 | |
| | | | CONC | C | |
| | | | C & G | | |

| STA | + | π | − | ELEV |
|---|---|---|---|---|
| | | 932.99 | | |
| +50 | | | | |
| 94+00 | | | | |
| +50 | | | | |
| T.P | 6.27 | 934.62 | 4.64 | 928.35 |
| 95+00 | | | | |
| +50 | | | | |
| 96+00 | | | | |

LT

| | | | | | |
|---|---|---|---|---|---|
| 20.89 | 21.59 | 25.29 | 26.19 | 25.79 | 926.09 |
| 12.1 | 11.4 | 7.7 | 6.80 | 7.20 | 6.90 |
| 75 | 55 | 36 | 26 | 24 | |
| | | | CONC C & G | | |

| | | | | | |
|---|---|---|---|---|---|
| 21.69 | 22.79 | 24.99 | 25.69 | 25.29 | 925.61 |
| 11.3 | 10.2 | 9.0 | 7.30 | 7.70 | 7.38 |
| 75 | 55 | 35 | 26 | 24 | |
| | | | CONC C & G | | |

| | | | | | |
|---|---|---|---|---|---|
| 24.29 | 23.89 | 24.79 | 25.18 | 24.78 | 925.08 |
| 8.7 | 9.1 | 8.2 | 7.81 | 8.21 | 7.91 |
| 75 | 50 | 37 | 26 | 24 | |
| | | | CONC C & G | | |

HYD 30' LT STA 94+75

| | | | | | |
|---|---|---|---|---|---|
| 23.22 | 24.22 | 24.72 | 24.67 | 24.27 | 924.64 |
| 11.4 | 10.4 | 9.9 | 9.95 | 10.35 | 9.98 |
| 75 | 50 | 39 | 26 | 24 | |
| | | | CONC C & G | | |

| | | | | | |
|---|---|---|---|---|---|
| 23.72 | 24.12 | 24.2 | 23.80 ~~17.8~~ | | 924.1 |
| 10.9 | 10.5 | 10.42 | 16.82 | 10.52 | |
| 75 | 40 | 26 | 24 | | |
| | | | CONC C & G | | |

| | | | | | |
|---|---|---|---|---|---|
| 26.42 | 26.82 | 24.52 | 23.78 | 23.38 | 923.68 |
| 8.2 | 7.8 | 10.1 | 10.84 | 11.24 | 10.94 |
| 75 | 44 | 32 | 26 | 24 | |
| | | | CONC C & G | | |

| STA | + | ⊼ | − | ELEV |
|---|---|---|---|---|
| | | 934.62 | | |
| +37 | | | | |
| +62 | | | | |
| 97+00 | | | | |
| +50 | | | | |
| 98+00 | | | | |
| +50 | | | | |

LT ¢ 7

| | | | | | |
|---|---|---|---|---|---|
| 28.52 | 29.12 | 24.62 | 23.53 | 23.13 | 923.43 |
| 6.1 | 5.5 | 10.6 | 11.09 | 11.49 | 11.19 |
| 75 | 47 | 31 | 26 | 24 | |
| | | | CONC | | |
| | | | C & G | | |

| | | | | | |
|---|---|---|---|---|---|
| 27.62 | 29.22 | 24.52 | 23.42 | 23.02 | 923.32 |
| 7.0 | 5.4 | 10.1 | 11.20 | 11.60 | 11.30 |
| 75 | 47 | 32 | 26 | 24 | |
| | | | CONC | | |
| | | | C & G | | |

| | | | | | |
|---|---|---|---|---|---|
| 24.82 | 26.82 | 24.12 | 23.24 | 22.84 | 923.14 |
| 9.8 | 7.8 | 10.5 | 11.38 | 11.78 | 11.48 |
| 75 | 44 | 31 | 26 | 24 | |
| | | | CONC | | |
| | | | C & G | | |

| | | | | | |
|---|---|---|---|---|---|
| 24.42 | 26.62 | 23.82 | 23.09 | 22.69 | 922.99 |
| 10.2 | 8.0 | 10.8 | 11.53 | 11.93 | 11.63 |
| 75 | 47 | 31 | 26 | 24 | |
| | | | CONC | | |
| | | | C & G | | |

| | | | | | |
|---|---|---|---|---|---|
| 24.52 | 25.32 | 23.72 | 22.8 | 22.4 | 922.8 |
| 10.1 | 9.3 | 10.9 | 11.82 | 12.22 | 11.92 |
| 75 | 45 | 33 | 26 | 24 | |
| | | | CONC | | |
| | | | C & G | | |

| | | | | | |
|---|---|---|---|---|---|
| 22.32 | 22.52 | 23.42 | 22.68 | 22.28 | 922.59 |
| 12.3 | 12.1 | 11.2 | 11.94 | 12.34 | 12.03 |
| 75 | 50 | 36 | 26 | 24 | |
| | | | CONC | | |
| | | | C & G | | |

| STA | + | A | − | ELEV. |
|---|---|---|---|---|
| | | 934.62 | | |
| T.P. | 2.78 | 929.55 | 7.85 | 926.77 |
| 99+00 | | | | |
| +50 | | | | |
| 100+00 | | | | |
| +50 | | | | |
| T.P. | 1.59 | 926.46 | 4.68 | 924.87 |
| 101 | | | | |

ML
DS
BW
MR

CLOUDY
APR 26

LT

HYD 99+00 31' RT

| | | | | | |
|---|---|---|---|---|---|
| 20.45 | 21.65 | 23.35 | 22.49 | 22.09 | 922.4 |
| 9.1 | 7.9 | 6.2 | 7.06 | 7.46 | 7.15 |
| 75 | 54 | 39 | 26 | 24 | |
| | | | CONC | | |
| | | | C&G | | |

| | | | | | |
|---|---|---|---|---|---|
| 26.05 | 25.85 | 23.45 | 22.25 | 21.85 | 922.16 |
| 3.5 | 3.7 | 6.1 | 7.30 | 7.70 | 7.39 |
| 75 | 42 | 33 | 26 | 24 | |
| | | | CONC | | |
| | | | C&G | | |

| | | | | | | |
|---|---|---|---|---|---|---|
| 25.25 | 24.25 | 25.35 | 22.15 | 22.04 | 21.64 | 921.97 |
| 4.3 | 5.3 | 4.2 | 7.4 | 7.51 | 7.91 | 7.58 |
| 75 | 51 | ~~30~~ 40 RW. | 30 | 26 | 24 | |
| | | | | CONC | | |
| | | | | C&G | | |

| | | | | | |
|---|---|---|---|---|---|
| 23.15 | 22.35 | 22.75 | 21.8 | 21.4 | 921.74 |
| 6.4 | 7.2 | 6.8 | 7.75 | 8.15 | 7.81 |
| 75 | 52 | 35 | 26 | 24 | |
| | | | CONC | | |
| | | | C&G | | |

HYD STA 100+25 31'

| | | | | | |
|---|---|---|---|---|---|
| 20.26 | 20.26 | 21.56 | 21.64 | 21.18 | 21.54 |
| 6.2 | 6.2 | 4.9 | 4.82 | 5.34 | 4.92 |
| 80 | 46 | 34 | 26 | 26 | |
| | | | T.C. | CUTTER | |

| ST | + | π | — | ELEV |
|---|---|---|---|---|
| | | 926.46 | | |
| 101+50 | | | | |
| 102 | | | | |
| +47 | | | | |
| +61 | ℄ DITCH | | | |
| +87 | | | | |
| +95 | | | 6.21 | 920.25 |
| 103 | | | | |

LT ℄ 9

| | | | | | |
|---|---|---|---|---|---|
| 14.46 | 14.66 | 21.16 | 21.36 | 20.86 | 21.31 |
| 12.0 | 11.8 | 5.3 | 5.10 | 5.60 | 5.15 |
| 80 | 52 | 34 | 26 | 2.6 | |
| | | | | GUTTER | |

| | | | | | |
|---|---|---|---|---|---|
| 13.06 | 13.86 | 21.36 | 21.07 | 20.59 | 21.10 |
| 13.4 | 12.6 | 5.1 | 5.39 | 5.87 | 5.36 |
| 80 | 50 | 34 | 26 | 26 | |
| | | | T.C | GUTTER | |

| | | | | | | |
|---|---|---|---|---|---|---|
| 12.46 | 12.86 | 11.66 | 20.96 | 21.00 | 20.52 | 20.91 |
| 14.0 | 13.6 | 14.8 | 5.5 | 5.46 | 5.94 | 5.55 |
| 80 | 64 | 47 | 32 | 26 | 26 | |

| | | | | | |
|---|---|---|---|---|---|
| 09.56 | 09.69 | 20.96 | 20.86 | 20.44 | 20.89 |
| 16.9 | 16.77 | 5.5 | 5.60 | 6.02 | 5.57 |
| 80 | 50 | 32 | 26 | 26 | |
| | INVERT 88" RCP | | | GUTTER | |

| | | | | | |
|---|---|---|---|---|---|
| 20.56 | 21.16 | 21.46 | 21.00 | 20.53 | 20.95 |
| 5.9 | 5.3 | 5.0 | 5.46 | 5.93 | 5.51 |
| 80 | 61 | 39 | 26 | 26 | |

12" CMP 78' LT

| | | | | | | |
|---|---|---|---|---|---|---|
| 20.76 | 21.06 | 21.46 | 21.96 | 21.04 | 20.57 | 21.02 |
| 5.7 | 5.4 | 5.0 | 4.5 | 5.42 | 5.89 | 5.44 |
| 80 | 54 | 54 | 36 | 26 | 26 | |
| BT | GUTTER | T.C. | | | | |
| P.L. | | BT | | | | |

| STA | + | π | — | ELEV |
|---|---|---|---|---|
| | | 926.46 | | |
| 103+50 | | | | |
| 104+14 | & ENT LT (BIT) | | | |
| +50 | | | | |
| 105 | | | | |
| T.P. | 6.34 | 931.88 | 0.92 | 925.54 |
| +50 | | | | |
| +72 | E ENT LT (DIRT) | | | |

LT ℄ 10

| | | | | | | |
|---|---|---|---|---|---|---|
| 21.36 | 21.56 | 21.96 | 23.16 | 21.60 | 21.13 | 21.48 |
| 5.1 | 4.9 | 4.5 | 3.3 | 4.86 | 5.33 | 4.98 |
| 80 | 64 | 64 | 44 | 26 | 26 | |
| BIT | GUTTER | T.C. BIT | | T.C. | GUTTER | |

| | | | | |
|---|---|---|---|---|
| 22.06 | 22.16 | 22.40 | 21.90 | 22.23 |
| 4.4 | 4.3 | 4.06 | 5.56 | 4.23 |
| 80 | 72 | 34 | 26 | |
| | | | GUTTER | |

| | | | | | | |
|---|---|---|---|---|---|---|
| 24.57 | 24.55 | 23.96 | 24.76 | 23.46 | 23.10 | 22.61 | 23.04 |
| 1.89 | 1.91 | 2.5 | 1.7 | 3.0 | 3.36 | 3.85 | 3.42 |
| 80 | 75 | 51 | 44 | 34 | 26 | 26 | |
| CONC SW | CONC SW | | | | T.C. | GUTTER | |

| | | | | | | |
|---|---|---|---|---|---|---|
| 24.76 | 24.86 | 25.66 | 23.96 | 23.90 | 23.39 | 23.81 |
| 1.7 | 1.6 | 0.8 | 2.5 | 2.56 | 3.03 | 3.10 |
| 80 | 59 | 45 | 36 | 26 | 26 | |
| | | | | T.C. | GUTTER | |

WMG Review

FLANGE HGP 105 + 33 LT 31'

| | | | | |
|---|---|---|---|---|
| 26.18 | 25.18 | 24.49 | 23.99 | 24.41 |
| 5.7 | 6.7 | 7.39 | 7.89 | 7.47 |
| 80 | 51 | 26 | 26 | |
| | | T.C. | GUTTER | |

| | | | |
|---|---|---|---|
| 25.68 | 25.18 | 24.31 | 24.62 |
| 6.2 | 6.7 | 7.57 | 7.26 |
| 80 | 56 | 26 | |
| | | GUTTER | |

| STA | + | π | − | ELEV |
|---|---|---|---|---|
| | | 931.88 | | |
| 105+97 | ℄ ENT. LT (GRAVEL) | | | |
| 106+56 | | | | |
| +85 | ℄ ENT LT (BIT) | | | |
| 107 | | | | |
| +59 | ℄ ENT LT (BIT) | | | |
| | | BEGIN X-SECTION LT + RT | | |
| 108+03 | ℄ ENT LT (BIT | | | |

LT ℄ 11

| | | | |
|---|---|---|---|
| 25.88 | 25.08 | 24.53 | 24.83 |
| 6.0 | 6.8 | 7.35 | 7.05 |
| 80 | 43 | 26 GUTTER | |

| | | | | | |
|---|---|---|---|---|---|
| 26.08 | 26.18 | 25.78 | 25.33 | 24.87 | 25.20 |
| 5.8 | 5.7 | 6.1 | 6.55 | 7.06 | 6.68 |
| 80 | 57 | 30 | 26 T.C. | 26 GUTTER | |

| | | | |
|---|---|---|---|
| 26.68 | 25.96 | 24.96 | 25.39 |
| 5.2 | 5.92 | 6.92 | 6.49 |
| 80 | 40 CONC APR. | 26 GUTTER | |

| | | | |
|---|---|---|---|
| 26.88 | 26.38 | 25.08 | 25.45 |
| 5.0 | 5.60 | 6.86 | 6.43 |
| 73 BLDG. | 40 CONC APR | 26 GUTTER | |

| | | | | |
|---|---|---|---|---|
| 27.08 | 26.78 | 26.18 | 25.49 | 25.85 |
| 4.8 | 5.1 | 5.70 | 6.39 | 6.03 |
| 80 | 40 | 33 CONC APR | 26 GUTTER | |

LT ℄ RT

| | | | | | | | | |
|---|---|---|---|---|---|---|---|---|
| 26.98 | 26.88 | 26.66 | 25.79 | 26.14 | 25.76 | 26.23 | 27.18 | 27.48 |
| 4.9 | 5.0 | 5.22 | 6.09 | 5.74 | 6.12 | 5.65 | 4.4 | 4.4 |
| 80 | 39 | 33 CONC APR | 26 GUTTER | | 26 GUTTER | 26 T.C. | 41 | 80 |

| STA | + | T | - | ELEV | |
|---|---|---|---|---|---|
| | | 931.88 | | | |
| 108+25 | | | ℄ BIT ENT RT | | |
| +50 | | | | | |
| 109+05 | | | ℄ BIT ENT RT | | |
| | 5.88 | 935.74 | 2.01 | 929.87 | 929.86 |
| 109+81 | | ℄ Cals C | | | |
| 110 | | | | | |
| +50 | | | | | |

| 1 | 2 | 11 | 12 |
|---|---|---|---|

| | | | | | | | | |
|---|---|---|---|---|---|---|---|---|
| 27.08 | 26.89 | 26.25 | 25.81 | 26.27 | 25.91 | 26.55 | 27.88 | 28.48 |
| 4.8 | 4.99 | 5.63 | 6.07 | 5.61 | 5.97 | 5.33 | 4.0 | 3.4 |
| 80 | 33 | 26 | 26 | | 26 | 37 | 54 | 69 |
| | CONC | T.C. | GUTTER | | GUTTER | CONC APR | | BLDG |

| | | | | | | | | | |
|---|---|---|---|---|---|---|---|---|---|
| 26.98 | 27.28 | 27.11 | 26.47 | 25.94 | 26.47 | 26.03 | 26.49 | 27.98 | 28.48 |
| 4.9 | 4.6 | 4.77 | 5.46 | 5.94 | 5.46 | 5.85 | 5.39 | 3.9 | 3.4 |
| 80 | 66 | 33 | 26 | 26 | | 26 | 26 | 53 | 69 |
| | | CONC | T.C | GUTTER | | GUTTER | T.C. | | BLDG |

| | | | | | | | |
|---|---|---|---|---|---|---|---|
| 27.39 | 27.18 | 26.78 | 26.29 | 26.74 | 26.28 | 28.18 | 28.78 |
| 4.49 | 4.7 | 5.10 | 5.59 | 5.14 | 5.60 | 3.7 | 3.1 |
| 66 | 34 | 26 | 26 | | 29 | 49 | 69 |
| CONC | | T.C. | GUTTER | | GUTTER | | |

HYP Nw CoR WBA + CoRoC

| | | | | | | | |
|---|---|---|---|---|---|---|---|
| 26.04 | 26.34 | 26.87 | 27.33 | 27.43 | 27.46 | 28.77 | 30.14 |
| 9.7 | 9.4 | 8.87 | 8.41 | 8.31 | 8.28 | 6.97 | 5.66 |
| 100 | 80 | 46 | 24 | | 24 | 66 | 100 |
| | | CONC | CONC | | CONC | CONC | |

| | | | | | | | | |
|---|---|---|---|---|---|---|---|---|
| 25.94 | 25.94 | 26.86 | 27.49 | 27.52 | 27.52 | 27.58 | 28.92 | 29.14 |
| 9.8 | 9.8 | 8.88 | 8.25 | 8.22 | 8.22 | 8.16 | 6.82 | 6.6 |
| 80 | 68 | 46 | 24 | | 7 | 24 | 61 | 80 |
| | | | | | CONC | CONC | CONC | |

| | | | | | | | | | | | | | |
|---|---|---|---|---|---|---|---|---|---|---|---|---|---|
| 27.34 | 27.84 | 28.22 | 28.00 | 27.55 | 27.67 | 27.66 | 28.09 | 28.12 | 27.62 | 27.52 | 27.94 | 28.94 | 32.74 | 33.14 |
| 8.4 | 7.9 | 7.52 | 7.74 | 8.19 | 8.07 | 8.08 | 7.65 | 7.62 | 8.12 | 8.22 | 7.80 | 6.8 | 3.0 | 2.6 |
| 80 | 53 | 40 | 26 | 26 | | 2 | 2 | 6 | 6 | 33 | 33 | 47 | 60 | 80 |
| | | 8 | T.C. | GUTTER | | GUTT | TC | TC | GUTT | GUTT | TC | | | |
| | | 6' S.W. | | | | | | | | | | | | |

| STA | + | π | − | ELEV |
|---|---|---|---|---|
| | | 935.74 | | |
| 111 | | | | |
| +50 | | | | |
| 112 | ℄ ENT Lt (BIT) | | | |
| +35 | | | | |
| 113 | | | | |
| +70 | ℄ ENT Lt BIT | | | |

ML
DS
BW
MR

SUNNY 60°
APR 27

LT ℄ RT 13

| | | | | | | | | | | | | | | | | |
|---|---|---|---|---|---|---|---|---|---|---|---|---|---|---|---|---|
| 27.24 | 28.04 | 28.38 | 28.19 | 27.74 | 27.80 | 27.79 | 28.22 | 28.27 | 27.81 | 27.72 | 28.20 | 29.14 | 33.04 | 34.04 | | |
| 8.5 | 7.7 | 7.36 | 7.55 | 8.00 | 7.94 | 7.95 | 7.52 | 7.47 | 7.93 | 8.02 | 7.54 | 6.6 | 2.7 | 1.7 | | |
| 80 | 52 | 40 | 26 | 26 | | 1 | 1 | 5 | 5 | 32 | 32 | 50 | 61 | 80 | | |
| | | ℄ S.W. | T.C. | GUTTER | | Gutt | TC | TC | Gutt | Gutt | TC | | | | | |

| | | | | | | | | | | | | | |
|---|---|---|---|---|---|---|---|---|---|---|---|---|---|
| 27.34 | 27.94 | 28.24 | 28.25 | 27.82 | 27.79 | 28.26 | 27.81 | 27.74 | 28.18 | 28.74 | 33.14 | 34.14 | |
| 8.4 | 7.8 | 7.50 | 7.49 | 7.92 | 7.95 | 7.48 | 7.93 | 8.00 | 7.56 | 7.0 | 2.6 | 1.6 | |
| 80 | 48 | 40 | 27 | 27 | | 4 | 4 | 31 | 31 | 48 | 59 | 80 | |
| | | ℄ S.W | T.C. | GUTTER | | TC | Gutt | Gutt | TC | | | | |

| | | | | | | | | | | | | |
|---|---|---|---|---|---|---|---|---|---|---|---|---|
| 27.14 | 27.79 | 27.57 | 27.40 | 27.96 | 27.99 | 27.55 | 27.58 | 28.02 | 28.64 | 32.24 | 33.44 | |
| 8.6 | 7.95 | 8.17 | 8.34 | 7.78 | 7.75 | 8.19 | 8.16 | 7.72 | 7.1 | 3.4 | 2.3 | |
| 80 | 45 | 28 | 1 | MED | 3 | 3 | 30 | 30 | 48 | 58 | 80 | |
| | CON APL | GUTTER | GUTTER | | TC | Gutt. | Gutt | TC | | | | |

| | | | | | | | | | | | | | |
|---|---|---|---|---|---|---|---|---|---|---|---|---|---|
| 27.24 | 27.74 | 27.98 | 27.82 | 27.36 | 27.38 | 27.84 | 27.81 | 27.84 | 27.36 | 27.41 | 27.86 | 28.24 | 27.04 | 27.14 |
| 8.5 | 8.0 | 7.76 | 7.92 | 8.38 | 8.36 | 7.90 | 7.93 | 7.90 | 8.38 | 8.33 | 7.88 | 7.5 | 8.7 | 8.6 |
| 80 | 48 | 42 | 28 | 28 | 1 | 1 | MED | 3 | 3 | 30 | 30 | 48 | 60 | 80 |
| | | ℄ S.W | T.C. | GUTTER | GUTTER | T.C. | | TC | Gutt | Gutt | TC | | | |

| | | | | | | | | | | | | | | |
|---|---|---|---|---|---|---|---|---|---|---|---|---|---|---|
| 28.14 | 28.14 | 27.91 | 27.48 | 27.01 | 27.06 | 27.52 | 27.51 | 27.55 | 27.10 | 27.07 | 27.52 | 27.94 | 25.14 | 25.24 |
| 7.6 | 7.6 | 7.83 | 8.26 | 8.73 | 8.68 | 8.22 | 8.23 | 8.19 | 8.64 | 8.67 | 8.22 | 7.8 | 10.6 | 10.5 |
| 80 | 49 | 42 | 29 | 29 | 2 | 2 | MED | 2 | 2 | 29 | 29 | 46 | 64 | 80 |
| | | ℄ S.W | T.C. | GUTTER | GUTTER | T.C. | | TC | Gutt | Gutt. | TC | | | |

| | | | | | | | | | | | | | |
|---|---|---|---|---|---|---|---|---|---|---|---|---|---|
| 27.74 | 27.84 | 27.22 | 26.92 | 26.90 | 27.34 | 27.35 | 27.41 | 26.96 | 26.88 | 27.34 | 27.64 | 24.44 | 24.14 |
| 8.0 | 7.9 | 8.52 | 8.82 | 8.84 | 8.40 | 8.39 | 8.33 | 8.78 | 8.86 | 8.40 | 8.1 | 11.3 | 11.6 |
| 80 | 56 | 43 | 29 | 2 | 2 | | 2 | 2 | 29 | 29 | 47 | 66 | 80 |
| | | CONC. APL | GUTTER | GUTTER | T.C | | TC | Gutt. | Gutt | TC | | | |

| STA | + | Π | — | ELEV |
|---|---|---|---|---|
| | | 935.74 | | |
| 114 | | | | |
| +12 | | | | |
| +50 | ℄ ENT LT | | | |
| +91 | | | ℄ ENT RT | |
| T.P. | 11.67 | 939.78 | 7.63 | 928.11 |
| 115+50 | | | | |

LT 8 RT 14

| | | | | | | | | | | | | | | |
|---|---|---|---|---|---|---|---|---|---|---|---|---|---|---|
| 27.64 | 27.94 | 27.36 | 27.31 | 26.79 | 26.87 | 27.32 | 27.26 | 27.31 | 26.86 | 26.83 | 27.29 | 27.64 | 24.34 | 24.24 |
| 8.17 | 8.8 | 8.38 | 8.52 | 8.95 | 8.81 | 8.42 | 8.48 | 8.43 | 8.88 | 8.91 | 8.45 | 8.1 | 11.4 | 11.5 |
| 80 | 54 | 42 | 29 | 29 | 2 | 2 | | 2 | 2 | 29 | 29 | 46 | 70 | 80 |
| | | X S.W | T.C | GUTTER | GUTTER | T.C | | Fc | Gu. | Gu. | T.C. | | | |

| | | | | | | | | | | | | | | |
|---|---|---|---|---|---|---|---|---|---|---|---|---|---|---|
| 27.84 | 28.04 | 27.34 | 27.22 | 26.76 | 26.84 | 27.30 | 27.25 | 27.28 | 26.84 | 26.77 | 27.22 | 27.54 | 26.54 | 22.54 |
| 7.9 | 7.7 | 8.46 | 8.52 | 8.98 | 8.90 | 8.44 | 8.49 | 8.46 | 8.90 | 8.97 | 8.52 | 8.2 | 9.2 | 13.2 |
| 80 | 54 | 42 | 29 | 29 | 2 | 2 | | 2 | 2 | 29 | 29 | 46 | 53 | 80 |
| | | X S.W | T.C. | GUTTER | GUTTER | T.C. | | T.C. | Gu. | Gu. | T.C. | | | |

| | | | | | | | | | | | | | | |
|---|---|---|---|---|---|---|---|---|---|---|---|---|---|---|
| 28.44 | 28.14 | 27.14 | 26.74 | 26.77 | 27.17 | 27.13 | 27.19 | 26.74 | 26.67 | 27.13 | 27.34 | 25.24 | 22.54 | |
| 7.3 | 7.6 | 8.60 | 9.00 | 9.02 | 8.57 | 8.61 | 8.55 | 9.00 | 9.07 | 8.61 | 8.4 | 10.5 | 13.2 | |
| 80 | 61 | 39 | 29 | 2 | 2 | | 2 | 2 | 29 | 29 | 45 | 51 | 80 | |
| | | CONK APR | Gu. | Gu. | T.C. | | T.C | Gu. | Gu. | T.C. | | | | |

| | | | | | | | | | | | | | | |
|---|---|---|---|---|---|---|---|---|---|---|---|---|---|---|
| 32.84 | 31.74 | 27.53 | 27.47 | 27.01 | 26.55 | 26.58 | 27.04 | 27.03 | 27.02 | 26.62 | 26.55 | 26.58 | 23.24 | 22.34 |
| 294.0 | 8.21 | 8.27 | 8.73 | 9.19 | 9.16 | 8.70 | 8.71 | 8.72 | 9.12 | 9.19 | 9.16 | 12.5 | 13.4 | |
| 80 | 53 | 41 | 39 | 29 | 29 | 2 | 2 | 2 | 2 | 29 | 35 | 60 | 80 | |
| | | | | T.C. | Gu. | Gu. | T.C. | T.C. | Gu. | Gu. | CONK APR | | | |

Bottom Step SECOR 114 + 62 LT 48°

| | | | | | | | | | | | | | | |
|---|---|---|---|---|---|---|---|---|---|---|---|---|---|---|
| 34.98 | 33.08 | 27.58 | 27.51 | 26.83 | 26.39 | 26.39 | 26.85 | 26.84 | 26.89 | 26.46 | 26.42 | 26.88 | 27.68 | 22.68 |
| 486.7 | | 12.2 | 12.27 | 12.96 | 13.39 | 13.39 | 12.93 | 12.94 | 12.89 | 13.32 | 13.36 | 12.90 | 12.1 | 17.1 |
| 80 | 58 | 42 | 46 | 29 | 29 | 2 | 2 | | 2 | 2 | 29 | 29 | 52 | 80 |
| | | | X S.W | T.C. | | Gu. | T.C. | | T.C. | Gu | Gu | T.C. | | |

| STA | + | π | − | ELEV |
|---|---|---|---|---|
| | | 939.78 | | |
| 116 | | | | |
| +✓ | | | | |
| +30 | | | | |
| +✓ | | | | |
| +50 | | | | |

LT ℄ RT 15

| | | | | | | | | |
|---|---|---|---|---|---|---|---|---|
| 26.67 | 26.20 | 26.24 | 26.71 | 26.72 | 26.77 | 26.32 | 26.27 | 26.71 |
| 13.11 | 13.58 | 13.54 | 13.07 | 13.06 | 13.01 | 13.46 | 13.51 | 13.07 |
| 29 | 29 | 2 | 2 | | 2 | 2 | 29 | 29 |
| T.C | Gu | Gu. | T.C. | | T.C. | Gu. | Gu | T.C. |

| | | | | | | |
|---|---|---|---|---|---|---|
| 27.26 | 27.38 | 31.08 | 31.28 | 25.48 | 27.28 |
| 12.52 | 12.4 | 8.7 | 8.5 | 14.3 | 12.5 |
| 40 | 43 | 57 | 80 | 80 | 47 |
| ℄ | | | | | |
| SW | | | | | |

| | | | | | | | | | |
|---|---|---|---|---|---|---|---|---|---|
| 27.08 | 26.61 | 26.19 | 26.19 | 26.65 | 26.64 | 26.66 | 26.21 | 26.13 | 26.60 |
| 12.7 | 13.17 | 13.59 | 13.59 | 13.13 | 13.14 | 13.12 | 13.57 | 13.65 | 13.18 |
| 40 | 29 | 29 | 2 | 2 | | 2 | 2 | 29 | 29 |
| | T.C. | Gu. | Gu. | T.C | | T.C. | Gu. | Gu. | T.C |

| | | | | | |
|---|---|---|---|---|---|
| 28.58 ~~29.58~~ | 28.68 | | | 25.28 | 26.58 |
| 7.2 | 11.1 | | | 14.5 | 13.2 |
| 58 | 80 | | | 80 | 44 |

I think this should be 11.2 RW.

| | | | | | | | | |
|---|---|---|---|---|---|---|---|---|
| 25.58 | 26.78 | 26.41 | 26.14 | 26.19 | 26.16 | 26.60 | 26.88 | 24.78 |
| 14.2 | 13.0 | 13.37 | 13.64 | 13.59 | 13.62 | 13.18 | 12.9 | 15.0 |
| 80 | 47 | 35 | 29 | | 29 | 29 | 47 | 80 |
| | | ℄ | CONC | | Gu. | T.C. | | |
| | | SW | | | | | | |

| STA | + | T | — | FILED |
|---|---|---|---|---|
| | | 939.78 | | |
| 116+82 | | Z KOHLMAN | | |
| 117 | | | | |
| ✓ | | | | |
| +50 | | | | |
| ✓ | | | | |

| 24.38 | 24.98 | 25.67 | 26.09 | 26.07 | 26.08 | 26.26 | 24.68 |
|---|---|---|---|---|---|---|---|
| 15.4 | 14.8 | 14.11 | 13.69 | 13.71 | 13.70 | 13.52 | 15.1 |
| 100 | 80 | 51 | 29 | | 29 | 49 CONC APR. | 80 |

| 26.15 | 26.31 | 25.83 | 25.96 | 26.04 | 26.06 | 26.26 | 24.28 |
|---|---|---|---|---|---|---|---|
| 13.63 | 13.47 | 13.95 | 13.82 | 13.74 | 13.72 | 13.52 | 15.5 |
| 42 ℄ SW | 34 T.C. | 34 GU. | 29 | | 29 CONC | 49 CONC APR | 80 |

| 26.68 | 25.18 |
|---|---|
| 13.1 | 14.6 |
| 49 | 80 |

| 26.52 | 26.35 | 25.90 | 25.90 | 26.36 | 26.35 | 26.34 | 25.88 | 25.88 | 26.34 |
|---|---|---|---|---|---|---|---|---|---|
| 13.26 | 13.43 | 13.88 | 13.88 | 13.42 | 13.43 | 13.44 | 13.90 | 13.90 | 13.44 |
| 40 ℄ SW | 29 T.C. | 29 GU. | 2 GU. | 2 T.C. | | 2 T.C. | 2 GU. | 29 GU | 29 T.C. |

| 26.58 | 25.08 |
|---|---|
| 13.2 | 14.7 |
| 52 | 80 |

| 24.58 | 25.08 | 26.38 |
|---|---|---|
| 15.2 | 14.7 | 13.4 |
| 80 | 59 | 48 |

| STA | + | π | − | ELEV | |
|---|---|---|---|---|---|
| | | 939.18 | | | |
| 118 | | | | | |
| ✓ | | | | | |
| T.P. | 3.52 | 933.49 | 9.81 | 929.97 | |
| | | | 3.63 | 929.86 | 929.86 |

LT ℄ RT

| | | | | | | | | | | |
|---|---|---|---|---|---|---|---|---|---|---|
| 26.70 | 26.36 | 25.92 | 25.96 | 26.40 | 26.38 | 26.38 | 25.99 | 25.90 | 26.35 | 26.78 |
| 13.08 | 13.42 | 13.86 | 13.82 | 13.38 | 13.40 | 13.40 | 13.79 | 13.88 | 13.43 | 13.0 |
| 40 | 29 | 29 | 2 | 2 | | 2 | 2 | 29 | 29 | 45 |
| ℄ | T.C. | GU. | GU. | T.L. | | T.C. | GU | GU | T.C. | |
| SW | | | | | | | | | | |

| | | | | |
|---|---|---|---|---|
| 26.38 | 22.58 | 16.94 | 15.98 | 24.68 |
| 13.4 | 17.2 | 22.84 | 23.8 | 15.1 |
| 52 | 65 | 71 | 80 | 80 |
| | | 244 | | |
| | | R.C.P. | | |
| | | F.L. | | |

Top N40 113+12 LT

Top N40 C + WBA

| STA | + | T | − | ELEV |
| --- | --- | --- | --- | --- |

ML
BW
DS

Sunny 11°

DEC 10, 81

1

DeRaic
12 WBA.

TOPOGRAPHY

CORD C @ WHITE BEAR AVE

500' EAST + WEST

LT ℄ RT

+50

+44 Stp 64 | +44 16" Maple 43

+34 ℄16' Dirt Drive

+20 16" Maple 43

+07 ℄16 Dirt Drive

2 +00 44-47 SW | 17 Rd | 12 Rd

+96 SE Cor Ho 76 | +96 47 MH | +96 29-61 E Woods

+90 Brush 47

+74 ℄3' SW 75 | +72 SW Cor Ho 75

+60 PP 30

+53 12" Cul 25

+50

+43 ℄18' Bit Drive | +30 12" Cul 33

+27 2" Pine 39

+30 W. End Cul 26 | +27 No. End 12" Cul 26

+00 Road 16 | Road 13 | Woods 29-61

1

+96 54" Willow 53

+70 Hyd 25 | +70 2" Pine 41

+57 54" Cottonwood 53

+50 Ret. Wall Wood 31-57 | +50 29-61 Woods

+47 E. Turnaround & Cone Curb 16-54 31-54

+30 Turnaround & Cone Curb 16-54 54

+25 ℄10' Bit Drive

+16 Yard Light 45 | +10 PP 29

+00 Road 16 | +00 25-61 Beg. Wooded Area | Road 12

0+00

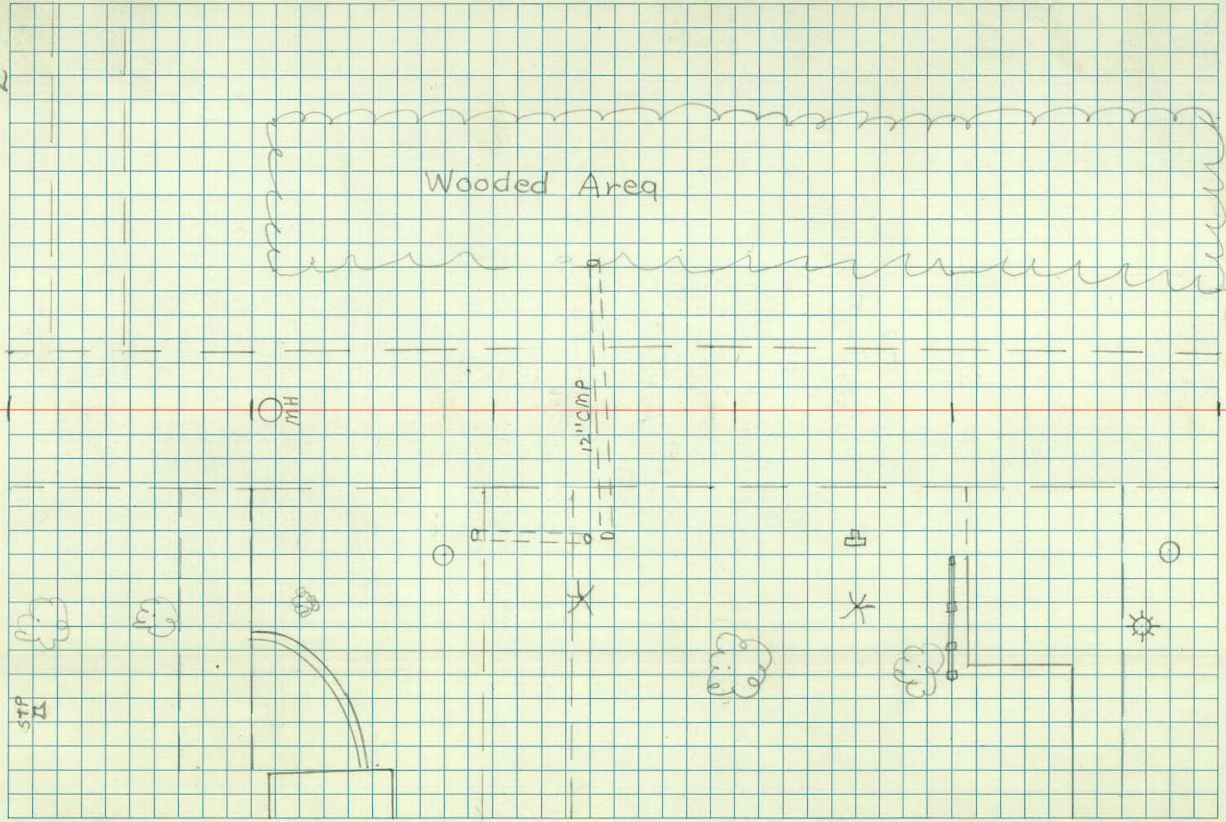
Wooded Area
MH
12" CMP
STP

LT ℄ RT

5

+74 EIR 48

+69 GV 74 +67 PoR 29 +67 Signal 32

+64 Hyd 33 +61 ℄ 6' SW +61 Tel MH 44 +73 End Rad 46

+58 Arc Light 32 +56 Control Box 43 +63 Pedestal 35 +68 Signal 36 +68 Por 30

+50 +54 BR Beg. B6-B6 Curb 26 +54 Beg Conc. +42 ℄ 21' Bit Ent. Beg B6-B6 Curb BR 25 +60 HH 30

+28 End Conc. Slab 34-67 +28 NE Cor Gas Sta 67

+22 Tank 33 End Pump Island 3' 47 +26 E Fence 31

+13 Beg Pump Island 3' 45 +15 Tank 32 +28 Light 31

+02 Tank 31 +09 Tank 32

4

Rd 16 Rd 13

+94 Gas Tank 47

+94 Gas Pump 57 +96 Beg Fence 27 (wooden) NW Cor Gas Sta 62

+83 Conc. Slab 26-51 +87 Gas Tank Filler 33

+78 ℄ 18' Bit Ent +65 ℄ 28' Bit Dr.

+50

+26 Tel Control Box 32

+20 PP 30

3

Rd 16 Rd 12

+72 12" RCP 28 +72 Row 2" Maple 46-63

2+50

GV
MH
HH
12" RCP

LT ℄ RT

+50

+40 BE. HEDGE 36

+46 COR CONC C 41-85

+14 E.R 41

+25 TEL M.H 16

+08 B.R 33

+10 P.O.R 38

7

ROAD 20

ROAD 10

+03 N.E COR BLDG 63

+89 CONC C 33-85

+84 3 BUSHES 41-60

+82 N.E COR BLDG 50-63

+60 P.P 30

+70 N.W COR BLDG 50

+50 H.H 32

+50 TEL M.H 25

+50

+39 ℄ 30' BIT DRIVE

+38 M.H 25

6

ROAD 26

ROAD 16

+16 L.I.T.E P.P 49

+66 E.R 29

+66 H.H 37

6-22-83

+65 SIGN 44

+66 END CONC

+66 END C&G

+66 E.R 20

+50

+49 P.O.R 39

+49 SIGNAL 46

+46 E.R 20

+40 SIGNAL 26

+36 P.O.R 25

+39 B.R 48

+34 G.V 10

+32 B.R 39

5

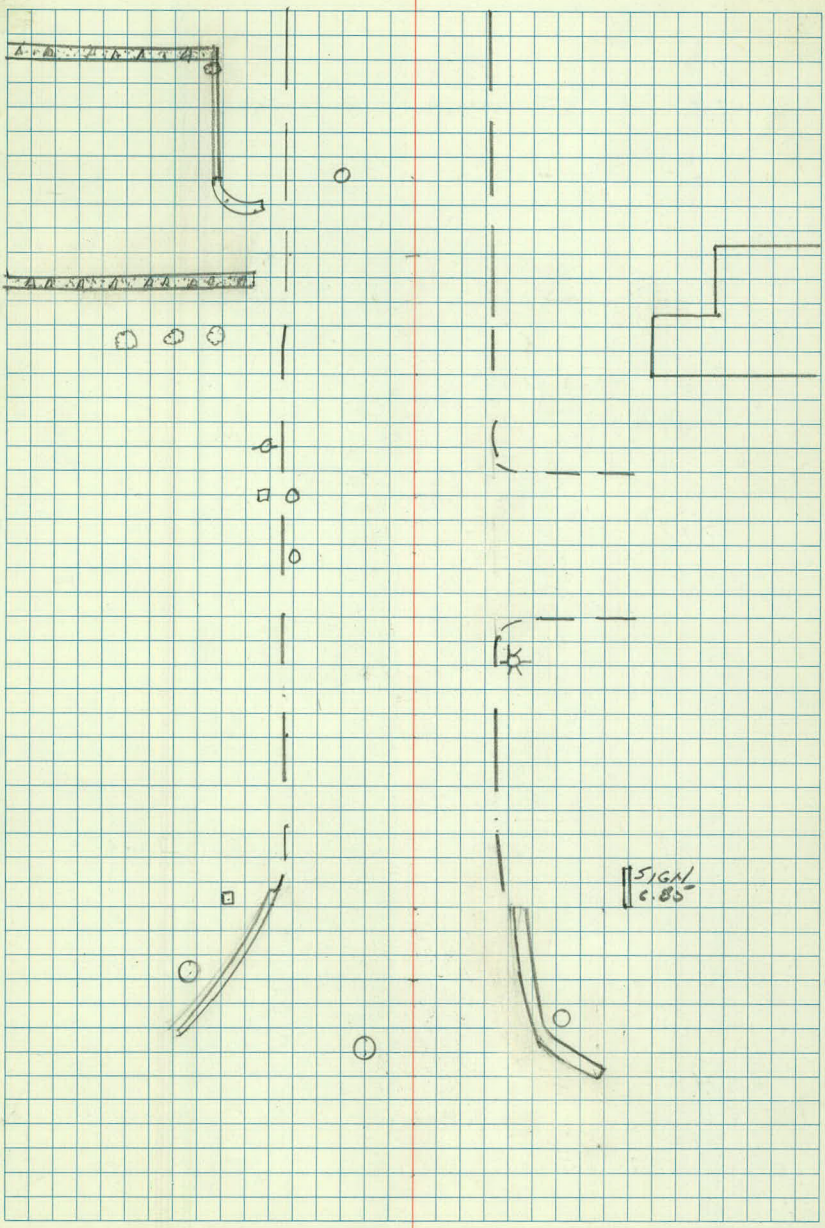
SIGN
6.85

LT ℄ RT

10 ROAD 13 ROAD 17

+80 ℄ 8' S.W 33-→ +88 CORB

+59 12" PINE 63

+50

+40 SIGN 45-51 +40 P.P 43

+31 12" PINE 63

9 ROAD 14 ROAD 17

+97 6" M 52

+68 ℄ M.H

+58 DT. WOODS 34-7

+50

+25 8" PINE 56

+22 P.P 30

+20 2" M 34 +25 14" ELM 47

+04 3" BIRCH 53

8 ROAD 15 ROAD 17 +80 ℄ 4' S.W 11' 23-

+91 2" M 35 +70 ℄ DIRT DRIVE

+54 HYD 41

+51 COR HEDGE 37-85

+56 P.P 30

7+50

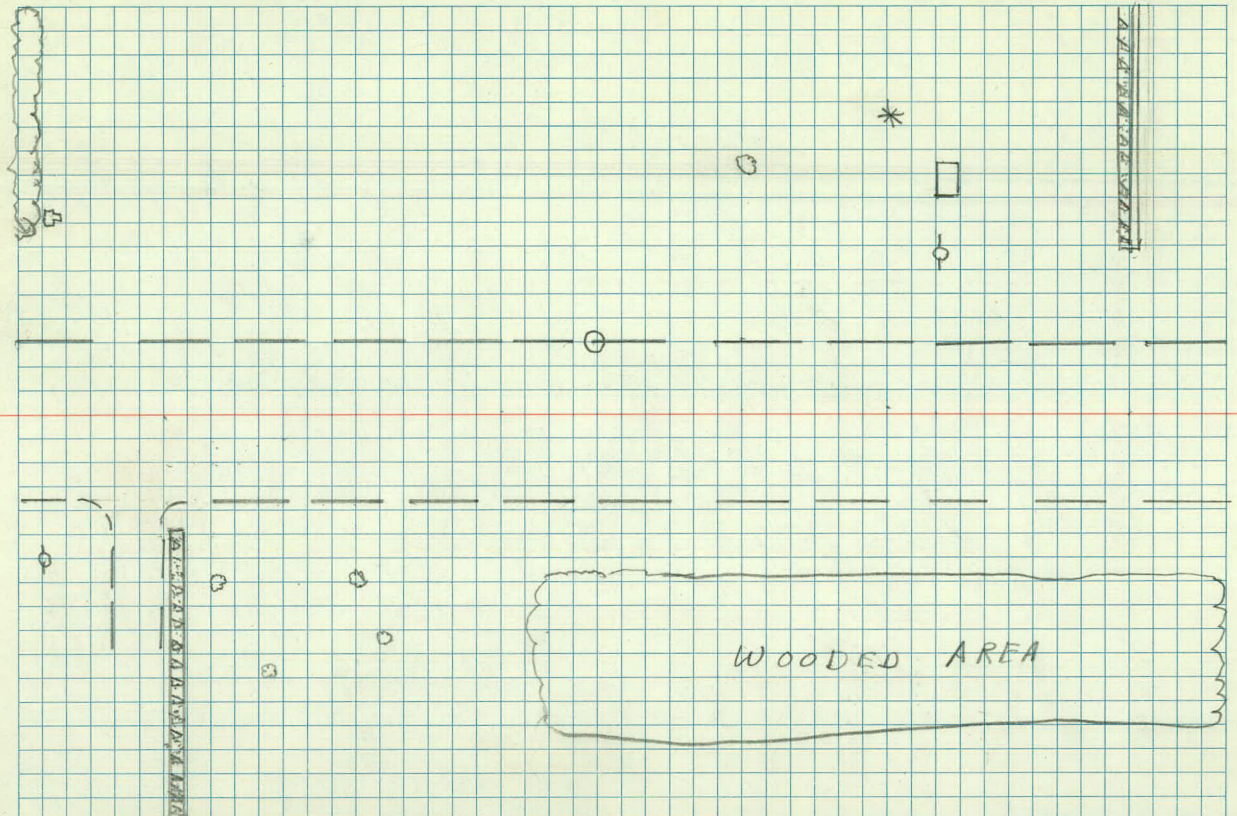
WOODED AREA

ML
BW
DS

CLOUDY 20°

DEC 11, 81

X SECTIONS

CaRoC @ WHITE BEAR AVE

500' EAST & WEST

| STA | + | π | − | ELEV | |
|---|---|---|---|---|---|
| BM | 4.32 | 927.54 | | | 923.22 |
| BM | 5.76 | 933.03 | 0.27 | 927.27 | |
| BM | 0.43 | 930.29 | 3.17 | 929.86 | |
| BM | | | 6.10 | 924.19 | |

Lt ℄ Rt

Spike Arc Light Pole 0+38

Top Hyd

Top Hyd NW Cor White Bear Ave & Co Rd C

Top Hyd Sta 0+70 Lt. Co Rd C

| STA | + | π | − | ELEV |
|---|---|---|---|---|

| LT | ℄ | RT |
| --- | --- | --- |

| STA | + | π | − | ELEV | |
|---|---|---|---|---|---|
| BM | 5.08 | 929.27 | | | 924.19 |
| 0+00 | | | | | |
| +26 | ℄ Entrance Lt. | | | | |
| +50 | | | | | |
| 1+00 | | | | | |
| +30 | | | | 915.11<br>14.16<br>919.67<br>9.60 | |
| +41 | ℄ Entrance Lt | | | | |

Lt ℄ Rt

Top Hyd 0+70 Lt. CoRd C

| | | | | | | | | | | |
|---|---|---|---|---|---|---|---|---|---|---|
| 928.5 | 926.7 | 922.2 | 921.6 | 922.01 | 921.8 | 921.9 | 920.7 | 924.3 | 922.8 | 921.7 |
| 0.8 | 2.6 | 7.1 | 7.7 | 7.26 | 7.5 | 7.4 | 8.6 | 5.0 | 6.5 | 7.6 |
| 75 | 52 | 29 | 22 | | 12 | 18 | 26 | 34 | 59 | 75 |

| | | | | | | | |
|---|---|---|---|---|---|---|---|
| 924.1 | 922.6 | 921.9 | 922.18 | 921.9 | 921.7 | 920.1 | 918.3 |
| 5.2 | 6.7 | 7.4 | 7.09 | 7.4 | 7.6 | 9.2 | 11.0 |
| 93 | 35 | 21 | | 12 | 18 | 40 | 75 |

| | | | | | | | | |
|---|---|---|---|---|---|---|---|---|
| 27.6 | 23.9 | 21.8 | 22.3 | 22.31 | 22.1 | 21.3 | 22.1 | 14.7 |
| 1.7 | 5.4 | 7.5 | 7.0 | 6.96 | 7.2 | 8.0 | 7.2 | 14.6 |
| 75 | 37 | 26 | 16 | | 12 | 20 | 46 | 75 |

| | | | | | | | | | | |
|---|---|---|---|---|---|---|---|---|---|---|
| 28.2 | 24.1 | 21.5 | 22.3 | 22.58 | 22.3 | 21.1 | 15.8 | 15.4 | 17.1 | 17.2 |
| 1.1 | 5.2 | 7.8 | 7.0 | 6.75 | 7.0 | 8.2 | 13.5 | 13.9 | 12.2 | 12.1 |
| 75 | 41 | 27 | 16 | | 12 | 31 | 42 | 57 | 60 | 75 |

So. End CMP

No. End CMP.

| | | | | | | | | | | |
|---|---|---|---|---|---|---|---|---|---|---|
| 23.4 | 22.7 | 22.2 | 22.4 | 22.75 | 22.6 | 22.0 | 16.7 | 16.0 | 17.8 | 17.8 |
| 5.9 | 6.6 | 7.1 | 6.9 | 6.52 | 6.7 | 7.3 | 12.6 | 13.3 | 11.5 | 11.5 |
| 75 | 53 | 28 | 17 | | 12 | 18 | 41 | 54 | 62 | 75 |

| STA | + | ⊼ | − | ELEV |
|---|---|---|---|---|
| | | 929.27 | | |
| TP | 3.06 | 930.06 | 2.27 | 929.00 |
| +95 | | | 6.70 | 923.36 |
| 2+07 | ℄ Dirt Entrance Lt | | | |
| +34 | ℄ Dirt Entrance Rt | | | |
| +76 | | | 7.51 | 922.55 |
| 3+00 | | | | |
| TP | 8.43 | Rueber 934.96 ~~934.87~~ | 3.53 | 926.53 |

Lt ℄ Rt

Top Mailbox Post 2+00 Rt

+95 Manhole ℄

| | | | | | | | | |
|---|---|---|---|---|---|---|---|---|
| 23.0 | 22.3 | 23.0 | 23.52 | 23.3 | 23.2 | 20.9 | 20.0 | 20.0 |
| 7.1 | 7.8 | 7.1 | 6.54 | 6.8 | 6.9 | 9.2 | 10.1 | 10.1 |
| 55 | 33 | 18 | | 12 | 17 | 24 | 33 | 75 |

| | | | | | | | | |
|---|---|---|---|---|---|---|---|---|
| 22.9 | 22.5 | 22.4 | 23.3 | 23.69 | 23.8 | 22.2 | 20.6 | 20.3 |
| 7.2 | 7.6 | 7.7 | 6.8 | 6.37 | 6.3 | 7.9 | 9.5 | 9.8 |
| 75 | 57 | 27 | 19 | | 12 | 21 | 47 | 75 |

12" RCP +76 Lt

| | | | | | | | | |
|---|---|---|---|---|---|---|---|---|
| 25.4 | 24.8 | 24.4 | 24.4 | 24.72 | 24.7 | 24.3 | 23.9 | 23.9 |
| 4.7 | 5.3 | 5.7 | 5.7 | 5.34 | 5.4 | 5.8 | 6.2 | 6.2 |
| 75 | 53 | 28 | 18 | | 12 | 26 | 52 | 75 |

Top Latch Control Box 3+25 Lt.

| STA | + | Π | - | ELEV |
|---|---|---|---|---|
| | | 934.96<br>~~934.87~~ | | |
| 3+50 | | | ℄ BIT ENT RT | |
| 3+78 | ℄ BIT ENT LT | | | |
| 4+00 | | | | |
| +42 | | | ℄ BIT ENT RT | |
| + | | | 6.99 | 929.97<br>~~927.88~~ |
| +74 | GUTTER LINE | | W.B.A. | (EAST) West |
| 5+32 | GUTTER LINE | | W.BA | (~~WEST~~) East |

| LT | | | | | | | | | | |
|---|---|---|---|---|---|---|---|---|---|---|
| 27.0 | 27.5 | 25.2 | 24.6 | 25.2 | 25.47 | 25.4 | 24.9 | 25.3 | 26.1 | 26.4 |
| 8.0 | 7.5 | 9.8 | 10.4 | 9.8 | 9.49 | 9.6 | 10.1 | 9.7 | 8.9 | 8.6 |
| 75 | 40 | 32 | 26 | 14 | | 12 | 24 | 41 | 63 | 75 |

| | | | | | | | | | |
|---|---|---|---|---|---|---|---|---|---|
| 26.1 | 25.9 | 25.7 | 25.5 | 25.82 | 25.6 | 26.0 | 26.5 | 26.8 |
| 8.9 | 9.1 | 9.3 | 9.5 | 9.14 | 9.4 | 9.0 | 8.5 | 8.2 |
| 75 | 58 | 36 | 17 | | 18 | 34 | 48 | 75 |

| | | | | | | | | | |
|---|---|---|---|---|---|---|---|---|---|
| 26.4 | 26.2 | 25.7 | 25.8 | 25.99 | 25.9 | 25.9 | 26.94 | 27.00 | 27.36 |
| 8.6 | 8.8 | 9.3 | 9.2 | 8.97 | 9.1 | 9.1 | 8.02 | 7.96 | 7.60 |
| 75 | 43 | 21 | 13 | | 14 | 25 | 28 conc | 42 conc | 58 conc |

| | | | | | | | |
|---|---|---|---|---|---|---|---|
| 27.8 | 27.8 | 26.2 | 26.5 | 26.75 | 26.5 | 27.0 | 27.46 |
| 7.2 | 7.2 | 8.8 | 8.5 | 8.21 | 8.5 | 8.0 | 7.50 |
| 65 | 37 | 25 | 14 | | 22 | 43 | 66 conc |

M.N. LT

| | | | | | | | | |
|---|---|---|---|---|---|---|---|---|
| 27.66 | 27.59 | 27.53 | 27.46 | 27.25 | 27.01 | 26.70 | 26.60 | 26.42 |
| 7.30 | 7.37 | 7.43 | 7.50 | 7.71 | 7.95 | 8.26 | 8.36 | 8.54 |
| 100 | 75 | 50 | 25 | | 25 | 50 | 75 | 100 |

| | | | | | | | | |
|---|---|---|---|---|---|---|---|---|
| 27.74 | 27.65 | 27.54 | 27.56 | 27.53 | 27.21 | 26.85 | 26.67 | 26.52 |
| 7.22 | 7.31 | 7.42 | 7.40 | 7.43 | 7.76 | 8.11 | 8.29 | 8.44 |
| 100 | 75 | 50 | 25 | | 25 | 50 | 75 | 100 |

| STA | + | T | - | ELEV |
|---|---|---|---|---|
| | | 934.96<br>~~934.87~~ | | |
| 5+50 | | | | |
| HYD. | N.W. | COR. W.B.A. + CO. RD. C | | 929.86 |
| +65 | 4.74 | 934.60 | | |
| | | | 6-22-83<br>4.65 | 929.95 E. BASE |
| | | | 4.65 | 929.95 W. BASE |
| 6+00 | | | | |
| +40 | | | ℄ ENT | ~~RT~~ |
| +38 | | | 4.62 | 930.34 |
| +50 | | | 4.48 | 930.48 |
| +76 | | | | |

LT ℄ RT

| | | | | | | | | |
|---|---|---|---|---|---|---|---|---|
| 28.8 | 28.6 | 28.1 | 28.2 | 28.17 | 28.20 | 29.0 | 29.2 | 28.9 |
| 6.2 | 6.4 | 6.9 | 6.8 | 6.79 | 6.76 | 6.0 | 5.8 | 6.1 |
| 75 | 50 | 35 | 21 | | 18 | 30 | 50 | 75 |

| | | | | | | | | |
|---|---|---|---|---|---|---|---|---|
| 32.8 | 32.8 | 32.1 | 28.9 | 28.9 | 28.84 | 28.7 | 29.3 | 29.4 | 29.3 |
| 2.2 | 2.2 | 2.9 | 6.1 | 6.1 | 6.12 | 6.3 | 5.7 | 5.6 | 5.7 |
| 75 | 61 | 46 | 29 | 22 | | 19 | 31 | 50 | 75 |

| | | | | | | | | | |
|---|---|---|---|---|---|---|---|---|---|
| 34.3 | 33.7 | 32.7 | 29.9 | 29.7 | 29.79 | 29.6 | 29.8 | 29.8 | 29.6 |
| 0.7 | 1.3 | 2.3 | 5.1 | 5.3 | 5.17 | 5.4 | 5.2 | 5.2 | 5.4 |
| 75 | 59 | 40 | 29 | 23 | | 14 | 21 | 44 | 75 |

| | | | | | | | | | |
|---|---|---|---|---|---|---|---|---|---|
| 34.8 | 34.5 | 33.5 | 30.4 | 30.4 | 30.25 | 30.1 | 30.5 | 30.4 | 29.7 |
| 0.2 | 0.5 | 1.5 | 4.6 | 4.6 | 4.71 | 4.9 | 4.5 | 4.6 | 5.3 |
| 75 | 56 | 41 | 25 | 20 | | 8 | 22 | 42 | 75 |

M.N. LT 25'

M.N. LT 25

| | | | | | | | | |
|---|---|---|---|---|---|---|---|---|
| 33.8 | 33.5 | 32.6 | 31.0 | 30.71 | 30.6 | 31.8 | 31.3 | 30.6 |
| 1.2 | 1.5 | 2.4 | 4.0 | 4.25 | 4.4 | 3.2 | 3.7 | 4.4 |
| 75 | 47 | 31 | 21 | | 9 | 22 | 33 | 46 |

BLDG

| STA | + | ↗ | − | ELEV ✓ |
|---|---|---|---|---|
| | | 934.96<br>~~934.87~~ | | |
| 6+88 | GUTTER LINE LT | | | |
| T.P. | 5.10 | 936.13<br>~~936.04~~ | 3.93 | 931.03<br>~~930.94~~ |
| 7+25 | | | 4.81 | 931.32 |
| 7+43 | GUTTER LINE LT | | | |
| 7+60 | | | ℄ DIRT ENT RT | |
| 8+00 | | | | |

LT ℄ RT

| | | | | | | | | |
|---|---|---|---|---|---|---|---|---|
| 31.7 | 31.2 | 31.1 | 31.2 | 30.85 | 30.8 | 31.6 | 31.2 | 30.8 |
| 3.3 | 3.8 | 3.9 | 3.8 | 4.11 | 4.2 | 3.4 | 3.8 | 4.2 |
| 75 | 50 | 33 | 18 | | 10 | 22 | 35 | 51 |

℄ P.K. 7+00

M.H. LT 16'

| | | | | | | | | | |
|---|---|---|---|---|---|---|---|---|---|
| 31.9 | 31.7 | 31.4 | 31.0 | 31.2 | 31.37 | 31.2 | 31.9 | 31.7 | 31.2 | 30.8 |
| 4.2 | 4.4 | 4.7 | 5.1 | 4.9 | 4.76 | 4.9 | 4.2 | 4.4 | 4.9 | 5.3 |
| 7.5 | 61 | 41 | 29 | 17 | | 10 | 24 | 36 | 52 | 75 |

| | | | | | | | | |
|---|---|---|---|---|---|---|---|---|
| 32.2 | 31.8 | 31.0 | 31.2 | 31.23 | 31.0 | 30.3 | 29.8 | 28.9 |
| 3.9 | 4.3 | 5.1 | 4.9 | 4.90 | 5.1 | 5.8 | 6.3 | 7.2 |
| 75 | 49 | 31 | 14 | | 12 | 23 | 44 | 75 |

| | | | | | | | | | |
|---|---|---|---|---|---|---|---|---|---|
| 32.2 | 31.5 | 30.5 | 31.0 ~~28.0~~ | 31.02 | 30.9 | 30.8 | 29.7 | 28.9 |
| 3.9 | 4.6 | 5.6 | ~~8.1~~ 5.1 (RW) | 5.11 | 5.2 | 5.3 | 6.4 | 7.2 |
| 75 | 45 | 26 | 14 | | 10 | 20 | 43 | 75 |

| STA | + | I | − | ELEV | |
|---|---|---|---|---|---|
| | | 936.13<br>~~936.04~~ | | | |
| 8+50 | | | | | |
| +68 | | | 5.38 | 930.75 | |
| 9+00 | | | | | |
| 9+84 | GUTTER LINE LT | | | | |
| | | | | 929.93 | |
| | | | 6.20 | ~~929.84~~ | 929.86 |
| | | | 8.16 | 927.97 | |

| LT | | | | | | | RT | | | |
|---|---|---|---|---|---|---|---|---|---|---|
| 32.1 | 31.5 | 29.2 | 30.3 | 30.7 | 30.73 | 30.4 | 30.3 | 29.4 | 28.7 | 28.5 |
| 4.0 | 4.6 | 6.9 | 5.8 | 5.4 | 5.40 | 5.7 | 5.8 | 6.7 | 7.4 | 7.6 |
| 75 | 53 | 31 | 21 | 13 | | 12 | 24 | 35 | 57 | 75 |

M.H. E

| | | | | | | | | | | |
|---|---|---|---|---|---|---|---|---|---|---|
| 32.1 | 31.0 | 29.7 | 30.2 | 30.6 | 30.44 | 30.2 | 29.6 | 27.9 | 27.5 | 27.6 |
| 4.0 | 5.1 | 6.4 | 5.9 | 5.5 | 5.69 | 5.9 | 6.5 | 8.2 | 8.6 | 8.5 |
| 75 | 41 | 30 | 19 | 12 | | 14 | 26 | 38 | 46 | 75 |

| | | | | | | | | | |
|---|---|---|---|---|---|---|---|---|---|
| 30.5 | 30.1 | 29.6 | 29.7 | 30.01 | 29.9 | 29.3 | 26.4 | 24.7 | 24.9 |
| 5.6 | 6.0 | 6.5 | 6.4 | 6.12 | 6.2 | 6.8 | 9.7 | 11.4 | 11.2 |
| 75 | 53 | 34 | 12 | | 12 | 24 | 39 | 53 | 75 |

# STRUCTURAL DATA

## TYPE CB

| | | | | | |
|---|---|---|---|---|---|
| STORM | X | ELECTRIC | | WATER | |
| SANITARY | | TELEPHONE | | OTHER | |

| STATION | LEFT | RIGHT | SIZE | |
|---|---|---|---|---|
| 90+32 | 63' | | 11" | INCH CASTING |

| TYPE OF CONST. | | COMMENTS |
|---|---|---|
| BLOCK | X | |
| BRICK | | |
| SECTIONAL | | |

| ADJUSTING RINGS | TYPE | NO. | DEPTH | COMMENTS |
|---|---|---|---|---|
| BLOCK | | | | |
| BRICK | | | | |
| CONC. RINGS | | 4 | | |

| | | ELEV |
|---|---|---|
| DEPTH FROM BOTTOM OF M.H TO TOP OF CASTING | 4.2 | |
| DISTANCE FROM HIGHEST FLOW LINE TO TOP OF CASTING | | |
| ETC. | | |
| INV. | | |

SIZES OF ALL PIPES AND DIRECTION OF FLOW




| DESIGN | |
|---|---|
| ELEVATION - TOP | |
| FINAL ELEVATION | |
| DIFFERENCES | |

ADJUST

RECONSTRUCT

# STRUCTURAL DATA

TYPE M.H

| | | | | | |
|---|---|---|---|---|---|
| STORM | X | ELECTRIC | | WATER | |
| SANITARY | | TELEPHONE | | OTHER | |

| STATION | LEFT | RIGHT | SIZE | |
|---|---|---|---|---|
| 90+10 | 42' | | 9" | INCH CASTING |

| TYPE OF CONST. | | COMMENTS |
|---|---|---|
| BLOCK | | |
| BRICK | | |
| SECTIONAL | X | |

| ADJUSTING RINGS | TYPE | NO. | DEPTH | COMMENTS |
|---|---|---|---|---|
| BLOCK | | | | ECCEN. TO NORTH |
| BRICK | | | | |
| CONC. RINGS | | 3 | 5" | |

| | | ELEV |
|---|---|---|
| DEPTH FROM BOTTOM OF M.H TO TOP OF CASTING | 8.8 | |
| DISTANCES FROM HIGHEST FLOW LINE TO TOP OF CASTING | | |
| ETC. | | |
| INV. | | |

SIZES OF ALL PIPES AND DIRECTION OF FLOW

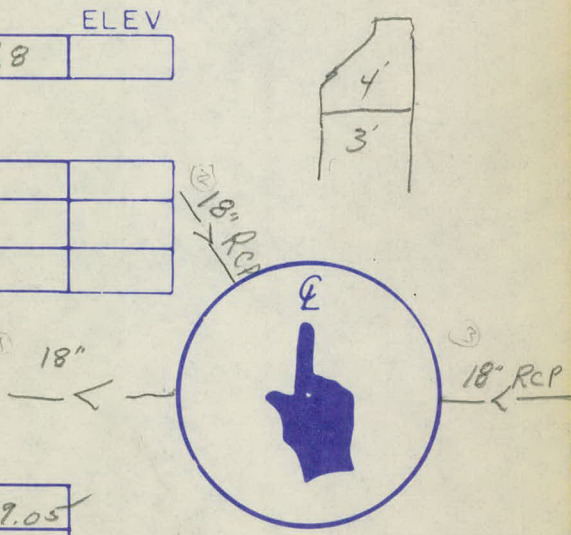


| DESIGN | |
|---|---|
| ELEVATION - TOP | 929.05 |
| FINAL ELEVATION | |
| DIFFERENCES | |

ADJUST

RECONSTRUCT

# STRUCTURAL DATA

## TYPE

| | | | | | |
|---|---|---|---|---|---|
| STORM | | ELECTRIC | | WATER | |
| SANITARY | X | TELEPHONE | | OTHER | |

| STATION | LEFT | RIGHT | SIZE | |
|---|---|---|---|---|
| 104+79 | 20 | ~~20~~ | 9" | INCH CASTING |

| TYPE OF CONST. | | COMMENTS |
|---|---|---|
| BLOCK | | |
| BRICK | | |
| SECTIONAL | X | CONC. |

| ADJUSTING RINGS | TYPE | NO. | DEPTH | COMMENTS |
|---|---|---|---|---|
| BLOCK | | | | |
| BRICK | | | | |
| CONC. RINGS | | 6 | 1.5 | |

| | | ELEV |
|---|---|---|
| DEPTH FROM BOTTOM OF M.H TO TOP OF CASTING | 7.2 | |
| DISTANCE FROM HIGHEST FLOW LINE TO TOP OF CASTING | | |
| ETC. | | |
| INV. | | |

SIZES OF ALL PIPES AND DIRECTION OF FLOW

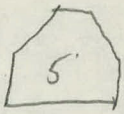



DESIGN

| | |
|---|---|
| ELEVATION – TOP | |
| FINAL ELEVATION | |
| DIFFERENCES | |

ADJUST

RECONSTRUCT

# STRUCTURAL DATA

TYPE MH

| | | | | | | | |
|---|---|---|---|---|---|---|---|
| STORM | | ELECTRIC | | WATER | | | |
| SANITARY | ✓ | TELEPHONE | | OTHER | | | |

| STATION | LEFT | RIGHT | SIZE | |
|---|---|---|---|---|
| 107+54 | 19' | | 11 | INCH CASTING |

| TYPE OF CONST. | | COMMENTS |
|---|---|---|
| BLOCK | | 4' Section |
| BRICK | | 5' Con. Cone |
| SECTIONAL | ✓ | |

| ADJUSTING RINGS | TYPE | NO. | DEPTH | COMMENTS |
|---|---|---|---|---|
| BLOCK | | | | |
| BRICK | | | | |
| CONC. RINGS | ✓ | 3 | .6' | |

| | | ELEV. |
|---|---|---|
| DEPTH FROM BOTTOM OF M.H TO TOP OF CASTING | 10.7 | |
| DISTANCE FROM HIGHEST FLOW LINE TO TOP OF CASTING | | |
| ETC. | | |
| INV. | | |

SIZES OF ALL PIPES AND DIRECTION OF FLOW


DESIGN

| | |
|---|---|
| ELEVATION – TOP | |
| FINAL ELEVATION | |
| DIFFERENCES | |

ADJUST

RECONSTRUCT

# STRUCTURAL DATA

22

## TYPE

| | | | | | |
|---|---|---|---|---|---|
| STORM | | ELECTRIC | | WATER | |
| SANITARY | ✓ | TELEPHONE | | OTHER | |

| STATION | LEFT | RIGHT | SIZE | |
|---|---|---|---|---|
| 109+78 | 19' | | 15 | INCH CASTING |

| TYPE OF CONST. | |
|---|---|
| BLOCK | |
| BRICK | |
| SECTIONAL | ✓ |

COMMENTS
3 - 4' Sect
3' Con. Cone

| ADJUSTING RINGS | TYPE | NO. | DEPTH | COMMENTS |
|---|---|---|---|---|
| BLOCK | | | | |
| BRICK | | | | |
| CONC. RINGS | | | | |

| | | ELEV |
|---|---|---|
| DEPTH FROM BOTTOM OF M.H TO TOP OF CASTING | 20.5 | |
| DISTANCE FROM HIGHEST FLOW LINE TO TOP OF CASTING | | |
| ETC. | | |
| INV. | | |

SIZES OF ALL PIPES AND DIRECTION OF FLOW

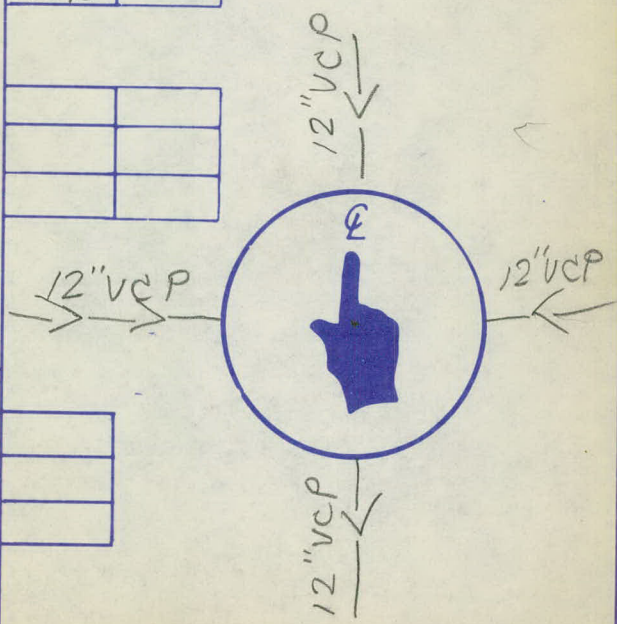


DESIGN

| | |
|---|---|
| ELEVATION - TOP | |
| FINAL ELEVATION | |
| DIFFERENCES | |

ADJUST

RECONSTRUCT

# STRUCTURAL DATA

## TYPE

| | | | | | | |
|---|---|---|---|---|---|---|
| STORM | | ELECTRIC | | WATER | | |
| SANITARY | | TELEPHONE | ✓ | OTHER | | |

| STATION | LEFT | RIGHT | SIZE | |
|---|---|---|---|---|
| 110+20 | 42' | | 11 | INCH CASTING |

| TYPE OF CONST. | | COMMENTS |
|---|---|---|
| BLOCK | | 6' X 12' Vault |
| BRICK | | |
| SECTIONAL | ✓ | |

| ADJUSTING RINGS | TYPE | NO. | DEPTH | COMMENTS |
|---|---|---|---|---|
| BLOCK | | | | |
| BRICK | ✓ | 6 | 17" | |
| CONC. RINGS | | | | |

| | | ELEV |
|---|---|---|
| DEPTH FROM BOTTOM OF M.H TO TOP OF CASTING | 9.4 | |
| DISTANCE FROM HIGHEST FLOW LINE TO TOP OF CASTING | | |
| ETC. | | |
| INV. | | |

SIZES OF ALL PIPES AND DIRECTION OF FLOW




DESIGN

| | |
|---|---|
| ELEVATION - TOP | |
| FINAL ELEVATION | |
| DIFFERENCES | |

ADJUST

RECONSTRUCT

# STRUCTURAL DATA

## TYPE CB

| | | | | | | | |
|---|---|---|---|---|---|---|---|
| STORM | X | ELECTRIC | | WATER | | | |
| SANITARY | | TELEPHONE | | OTHER | | | |

| STATION | LEFT | RIGHT | SIZE | |
|---|---|---|---|---|
| | | 1 | 7" | INCH CASTING |

| TYPE OF CONST. | | COMMENTS |
|---|---|---|
| BLOCK | X | |
| BRICK | | |
| SECTIONAL | | |

| ADJUSTING RINGS | TYPE | NO. | DEPTH | COMMENTS |
|---|---|---|---|---|
| BLOCK | | | | |
| BRICK | | | | |
| CONC. RINGS | | 6 | | |

| | | |
|---|---|---|
| DEPTH FROM BOTTOM OF M.H TO TOP OF CASTING | | ELEV |
| DISTANCE FROM HIGHEST FLOW LINE TO TOP OF CASTING | | |
| ETC. | | |
| INV. | | |

SIZES OF ALL PIPES AND DIRECTION OF FLOW




DESIGN

| | |
|---|---|
| ELEVATION - TOP | |
| FINAL ELEVATION | |
| DIFFERENCES | |

ADJUST

RECONSTRUCT

# STRUCTURAL DATA

## TYPE C.B.

| | | | | | |
|---|---|---|---|---|---|
| STORM | x | ELECTRIC | | WATER | |
| SANITARY | | TELEPHONE | | OTHER | |

| STATION | LEFT | RIGHT | SIZE | |
|---|---|---|---|---|
| 110 + 20 | | 6 | 7 | INCH CASTING |

| TYPE OF CONST. | | COMMENTS |
|---|---|---|
| BLOCK | | |
| BRICK | | |
| SECTIONAL | | |

| ADJUSTING RINGS | TYPE | NO. | DEPTH | COMMENTS |
|---|---|---|---|---|
| BLOCK | | | | |
| BRICK | | | | |
| CONC. RINGS | | 3 | | |

| | | |
|---|---|---|
| DEPTH FROM BOTTOM OF M.H TO TOP OF CASTING | 3.0 | ELEV |
| DISTANCE FROM HIGHEST FLOW LINE TO TOP OF CASTING | | |
| ETC. | | |
| INV. | | |

SIZES OF ALL PIPES AND DIRECTION OF FLOW

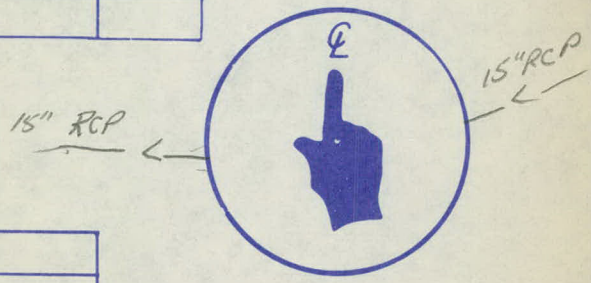


DESIGN

| | |
|---|---|
| ELEVATION - TOP | |
| FINAL ELEVATION | |
| DIFFERENCES | |

ADJUST

RECONSTRUCT

# STRUCTURAL DATA

## TYPE CB

| | | | | | | |
|---|---|---|---|---|---|---|
| STORM | X | ELECTRIC | | WATER | | |
| SANITARY | | TELEPHONE | | OTHER | | |

| STATION | LEFT | RIGHT | SIZE | |
|---|---|---|---|---|
| 110+39 | | 33' | 7" | INCH CASTING |

| TYPE OF CONST. | | COMMENTS |
|---|---|---|
| BLOCK | X | |
| BRICK | | |
| SECTIONAL | | |

| ADJUSTING RINGS | TYPE | NO. | DEPTH | COMMENTS |
|---|---|---|---|---|
| BLOCK | | | | |
| BRICK | | | | |
| CONC. RINGS | | 0 | | |

| | | |
|---|---|---|
| DEPTH FROM BOTTOM OF M.H TO TOP OF CASTING | 2.3 | ELEV |
| DISTANCE FROM HIGHEST FLOW LINE TO TOP OF CASTING | | |
| ETC. | | |
| INV. | | |

SIZES OF ALL PIPES AND DIRECTION OF FLOW

15" RCP


DESIGN

| | |
|---|---|
| ELEVATION - TOP | |
| FINAL ELEVATION | |
| DIFFERENCES | |

ADJUST

RECONSTRUCT

# STRUCTURAL DATA

## TYPE

| | | | | | |
|---|---|---|---|---|---|
| STORM | | ELECTRIC | | WATER | |
| SANITARY | ✓ | TELEPHONE | | OTHER | |

| STATION | LEFT | RIGHT | SIZE | |
|---|---|---|---|---|
| 113+18 | 19' | | 15 | INCH CASTING |

| TYPE OF CONST. | | COMMENTS |
|---|---|---|
| BLOCK | | 2 - 4' Section |
| BRICK | | |
| SECTIONAL | ✓ | 4.5' Con. Cone |

| ADJUSTING RINGS | TYPE | NO. | DEPTH | COMMENTS |
|---|---|---|---|---|
| BLOCK | | | | |
| BRICK | | | | |
| CONC. RINGS | ✓ | 2 | 5" | |

| | | ELEV |
|---|---|---|
| DEPTH FROM BOTTOM OF M.H TO TOP OF CASTING | 16.1 | |
| DISTANCE FROM HIGHEST FLOW LINE TO TOP OF CASTING | | |
| ETC. | | |
| INV. | | |

SIZES OF ALL PIPES AND DIRECTION OF FLOW




## DESIGN

| | |
|---|---|
| ELEVATION - TOP | |
| FINAL ELEVATION | |
| DIFFERENCES | |

ADJUST

RECONSTRUCT

# STRUCTURAL DATA

## TYPE

| | | | | | | | |
|---|---|---|---|---|---|---|---|
| STORM | | ELECTRIC | | WATER | | | |
| SANITARY | | TELEPHONE | ✓ | OTHER | | | |

| STATION | LEFT | RIGHT | SIZE | |
|---|---|---|---|---|
| 116+35 | 44' | | 11 | INCH CASTING |

| TYPE OF CONST. | | COMMENTS |
|---|---|---|
| BLOCK | | 6'X 12' Vault |
| BRICK | | |
| SECTIONAL | | |

| ADJUSTING RINGS | TYPE | NO. | DEPTH | COMMENTS |
|---|---|---|---|---|
| BLOCK | | | | |
| BRICK | ✓ | 3 | 12" | |
| CONC. RINGS | | | | |

| | | ELEV. |
|---|---|---|
| DEPTH FROM BOTTOM OF M.H TO TOP OF CASTING | 9.2 | |
| DISTANCE FROM HIGHEST FLOW LINE TO TOP OF CASTING | | |
| ETC. | | |
| INV. | | |

SIZES OF ALL PIPES AND DIRECTION OF FLOW


DESIGN

| | |
|---|---|
| ELEVATION – TOP | |
| FINAL ELEVATION | |
| DIFFERENCES | |

ADJUST

RECONSTRUCT

# STRUCTURAL DATA

## TYPE

| | | | | | | |
|---|---|---|---|---|---|---|
| STORM | | ELECTRIC | | WATER | | |
| SANITARY | ✓ | TELEPHONE | | OTHER | | |

| STATION | LEFT | RIGHT | SIZE | |
|---|---|---|---|---|
| 116+84 | 18 | | 15 | INCH CASTING |

| TYPE OF CONST. | | COMMENTS |
|---|---|---|
| BLOCK | | 2 - 4' Sections |
| BRICK | | 4' Cone (Con.) |
| SECTIONAL | ✓ | |

| ADJUSTING RINGS | TYPE | NO. | DEPTH | COMMENTS |
|---|---|---|---|---|
| BLOCK | | | | |
| BRICK | | | | |
| CONC. RINGS | ✓ | 1 | .2' | |

| | | ELEV |
|---|---|---|
| DEPTH FROM BOTTOM OF M.H TO TOP OF CASTING | 13.7 | |
| DISTANCE FROM HIGHEST FLOW LINE TO TOP OF CASTING | | |
| ETC. | | |
| INV. | | |

SIZES OF ALL PIPES AND DIRECTION OF FLOW




DESIGN

| | |
|---|---|
| ELEVATION - TOP | |
| FINAL ELEVATION | |
| DIFFERENCES | |

ADJUST

RECONSTRUCT

# STRUCTURAL DATA

## TYPE

| | | | | | |
|---|---|---|---|---|---|
| STORM | | ELECTRIC | | WATER | |
| SANITARY | | TELEPHONE | ✓ | OTHER | |

| STATION | LEFT | RIGHT | SIZE | |
|---|---|---|---|---|
| 117+43 | 45 | | 11 | INCH CASTING |

| TYPE OF CONST. | | COMMENTS |
|---|---|---|
| BLOCK | | 6'X12' Vault |
| BRICK | | |
| SECTIONAL | | |

| ADJUSTING RINGS | TYPE | NO. | DEPTH | COMMENTS |
|---|---|---|---|---|
| BLOCK | | | | |
| BRICK | | | | |
| CONC. RINGS | | | | |

| | | ELEV |
|---|---|---|
| DEPTH FROM BOTTOM OF M.H TO TOP OF CASTING | 8.70 | |
| DISTANCE FROM HIGHEST FLOW LINE TO TOP OF CASTING | | |
| ETC. | | |
| INV. | | |

SIZES OF ALL PIPES AND DIRECTION OF FLOW




DESIGN

| | |
|---|---|
| ELEVATION - TOP | |
| FINAL ELEVATION | |
| DIFFERENCES | |

ADJUST

RECONSTRUCT

# STRUCTURAL DATA

TYPE Catch Basin

| | | | | | | |
|---|---|---|---|---|---|---|
| STORM | X | ELECTRIC | | WATER | | |
| SANITARY | | TELEPHONE | | OTHER | | |

| STATION | LEFT | RIGHT | SIZE | |
|---|---|---|---|---|
| 117+60 | 31' | | 3" | INCH CASTING |

| TYPE OF CONST. | | COMMENTS |
|---|---|---|
| BLOCK | ✓ | |
| BRICK | | |
| SECTIONAL | | |

| ADJUSTING RINGS | TYPE | NO. | DEPTH | COMMENTS |
|---|---|---|---|---|
| BLOCK | | | | |
| BRICK | | | | |
| CONC. RINGS | | | | |

| | | ELEV |
|---|---|---|
| DEPTH FROM BOTTOM OF M.H TO TOP OF CASTING | 3.80 | |
| DISTANCE FROM HIGHEST FLOW LINE TO TOP OF CASTING | | |
| ETC. | | |
| INV. | | |

SIZES OF ALL PIPES AND DIRECTION OF FLOW




DESIGN

| | |
|---|---|
| ELEVATION - TOP | |
| FINAL ELEVATION | |
| DIFFERENCES | |

ADJUST

RECONSTRUCT

# STRUCTURAL DATA

## TYPE CB

| | | | | | | |
|---|---|---|---|---|---|---|
| STORM | X | ELECTRIC | | WATER | | |
| SANITARY | | TELEPHONE | | OTHER | | |

| STATION | LEFT | RIGHT | SIZE | |
|---|---|---|---|---|
| 117+63 | 2 | | 1 | INCH CASTING |

| TYPE OF CONST. | | COMMENTS |
|---|---|---|
| BLOCK | X | |
| BRICK | | |
| SECTIONAL | | |

| ADJUSTING RINGS | TYPE | NO. | DEPTH | COMMENTS |
|---|---|---|---|---|
| BLOCK | | | | |
| BRICK | | | | |
| CONC. RINGS | | 0 | | |

| | | |
|---|---|---|
| DEPTH FROM BOTTOM OF M.H TO TOP OF CASTING | 3.80 | ELEV. |
| DISTANCE FROM HIGHEST FLOW LINE TO TOP OF CASTING | | |
| ETC. | | |
| INV. | | |

SIZES OF ALL PIPES AND DIRECTION OF FLOW




DESIGN

| | |
|---|---|
| ELEVATION – TOP | |
| FINAL ELEVATION | |
| DIFFERENCES | |

ADJUST

RECONSTRUCT

# STRUCTURAL DATA

## TYPE

| | | | | | |
|---|---|---|---|---|---|
| STORM | | ELECTRIC | | WATER | |
| SANITARY | | TELEPHONE | | OTHER | |

| STATION | LEFT | RIGHT | SIZE | |
|---|---|---|---|---|
| 17+63 | | 2 | 7 | INCH CASTING |

| TYPE OF CONST. | | COMMENTS |
|---|---|---|
| BLOCK | X | |
| BRICK | | |
| SECTIONAL | | |

| ADJUSTING RINGS | TYPE | NO. | DEPTH | COMMENTS |
|---|---|---|---|---|
| BLOCK | | | | |
| BRICK | | | | |
| CONC. RINGS | | | | |

| | | ELEV |
|---|---|---|
| DEPTH FROM BOTTOM OF M.H TO TOP OF CASTING | 3.9 | |
| DISTANCE FROM HIGHEST FLOW LINE TO TOP OF CASTING | | |
| ETC. | | |
| INV. | | |

SIZES OF ALL PIPES AND DIRECTION OF FLOW




DESIGN

| | |
|---|---|
| ELEVATION – TOP | |
| FINAL ELEVATION | |
| DIFFERENCES | |

ADJUST

RECONSTRUCT

# STRUCTURAL DATA

## TYPE CB

| | | | | | | | |
|---|---|---|---|---|---|---|---|
| STORM | X | ELECTRIC | | WATER | | | |
| SANITARY | | TELEPHONE | | OTHER | | | |

| STATION | LEFT | RIGHT | SIZE | |
|---|---|---|---|---|
| 117+67 | | 30 | | LP INCH CASTING |

| TYPE OF CONST. | | COMMENTS |
|---|---|---|
| BLOCK | X | |
| BRICK | | |
| SECTIONAL | | |

| ADJUSTING RINGS | TYPE | NO. | DEPTH | COMMENTS |
|---|---|---|---|---|
| BLOCK | | | | |
| BRICK | | | | |
| CONC. RINGS | | 0 | | |

| | | |
|---|---|---|
| DEPTH FROM BOTTOM OF M.H TO TOP OF CASTING | 5.1 | ELEV |
| DISTANCE FROM HIGHEST FLOW LINE TO TOP OF CASTING | | |
| ETC. | | |
| INV. | | |

SIZES OF ALL PIPES AND DIRECTION OF FLOW

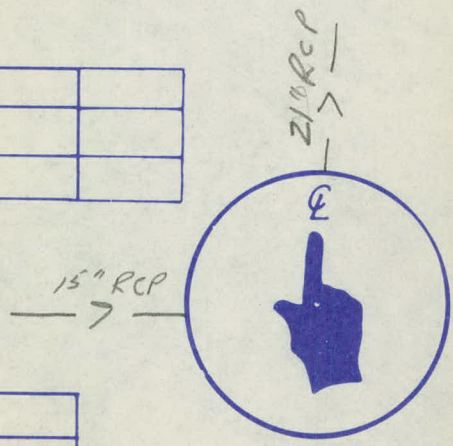


| DESIGN | |
|---|---|
| ELEVATION - TOP | |
| FINAL ELEVATION | |
| DIFFERENCES | |

ADJUST

RECONSTRUCT

# STRUCTURAL DATA

## TYPE

| | | | | | | |
|---|---|---|---|---|---|---|
| STORM | | ELECTRIC | | WATER | | |
| SANITARY | | TELEPHONE | X | OTHER | | |

| STATION | LEFT | RIGHT | SIZE | |
|---|---|---|---|---|
| 6+38 | 25' | | 7" | INCH CASTING |

| TYPE OF CONST. | | COMMENTS |
|---|---|---|
| BLOCK | | |
| BRICK | | |
| SECTIONAL | | |

| ADJUSTING RINGS | TYPE | NO. | DEPTH | COMMENTS |
|---|---|---|---|---|
| BLOCK | | | | |
| BRICK | | | | |
| CONC. RINGS | | 2 | | |

| | | ELEV |
|---|---|---|
| DEPTH FROM BOTTOM OF M.H TO TOP OF CASTING | 10.8 | |
| DISTANCE FROM HIGHEST FLOW LINE TO TOP OF CASTING | | |
| ETC. | | |
| INV. | | |

VAULT

SIZES OF ALL PIPES AND DIRECTION OF FLOW

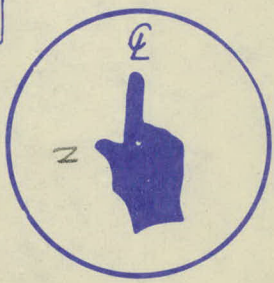


DESIGN

| | |
|---|---|
| ELEVATION - TOP | 930.34 |
| FINAL ELEVATION | |
| DIFFERENCES | |

ADJUST

RECONSTRUCT

C. R. C

# STRUCTURAL DATA

## TYPE

| | | | | | |
|---|---|---|---|---|---|
| STORM | | ELECTRIC | | WATER | |
| SANITARY | | TELEPHONE | X | OTHER | |

| STATION | LEFT | RIGHT | SIZE | |
|---|---|---|---|---|
| 6+50 | 25' | | 7" | INCH CASTING |

| TYPE OF CONST. | | COMMENTS |
|---|---|---|
| BLOCK | | |
| BRICK | | |
| SECTIONAL | | |

| ADJUSTING RINGS | TYPE | NO. | DEPTH | COMMENTS |
|---|---|---|---|---|
| BLOCK | | | | |
| BRICK | | | | |
| CONC. RINGS | | 2 | | |

| | | |
|---|---|---|
| DEPTH FROM BOTTOM OF M.H TO TOP OF CASTING | 10.8 | ELEV |
| DISTANCE FROM HIGHEST FLOW LINE TO TOP OF CASTING | | |
| ETC. | | |
| INV. | | |

VAULT

SIZES OF ALL PIPES AND DIRECTION OF FLOW

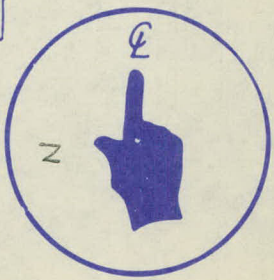


| | |
|---|---|
| DESIGN | 930.48 RW |
| ELEVATION - TOP | ~~933.48~~ |
| FINAL ELEVATION | |
| DIFFERENCES | |
| ADJUST | |
| RECONSTRUCT | |

C. R. C

# STRUCTURAL DATA

## TYPE

| | | | | | |
|---|---|---|---|---|---|
| STORM | | ELECTRIC | | WATER | |
| SANITARY | | TELEPHONE | ✓ | OTHER | |

| STATION | LEFT | RIGHT | SIZE | |
|---|---|---|---|---|
| 7+25 | 16' | | 9" | INCH CASTING |

| TYPE OF CONST. | | COMMENTS |
|---|---|---|
| BLOCK | | |
| BRICK | | |
| SECTIONAL | | |

| ADJUSTING RINGS | TYPE | NO. | DEPTH | COMMENTS |
|---|---|---|---|---|
| BLOCK | | | | |
| BRICK | | 1 | | |
| CONC. RINGS | | | | |

| | | ELEV |
|---|---|---|
| DEPTH FROM BOTTOM OF M.H TO TOP OF CASTING | 8.5 | |
| DISTANCE FROM HIGHEST FLOW LINE TO TOP OF CASTING | | |
| ETC. | | |
| INV. | | |

VAULT

SIZES OF ALL PIPES AND DIRECTION OF FLOW




DESIGN

| | |
|---|---|
| ELEVATION – TOP | 931.32 |
| FINAL ELEVATION | |
| DIFFERENCES | |

ADJUST

RECONSTRUCT

Co Rd C

ML
DS
RW
MR

SUNNY 70°

MAY 1, 82

TOPOGRAPHY
WHITE BEAR AVE
CO RD D TO WHITE BEAR CT

LT ℄ RT

+50

56

+50

55

add 24" to each.

+86 GSO 66

+50

+44 WSO 55

+40 C.B. 58

+45 WSO 60

+34 MN 30

+26 CB 9

+26 CB 9

+16 CB 37

+14 CB 36

54

+14 MN 34

+08 CB 36

LT ℄ RT

LT ℄ RT

59

+94 BEG GR.
42 +80 HH
5

+75 LITE
49 +70 CB
36

+70 RCP APR 18"
52 +70 CB
35

+67 RCP APR 18"
50

+50 +57 12" CMP
68

+31 CMP APR 12" +31 CMP APR 12"
68 82

+22 HH
38

+29 SIGNAL
39 +17 SIGNAL
42

58 +15 CB
79 +20 HH
77 +06 CB
68 +06 C.B
85

+62 HH
88

+50

+14 HH
39

+04 HH
39 +04 HH
2 +04 HH
39

+02 CB
37 +02 CB
36

57

+87 M.H
45

+74 MH
45

56+50

LT ℄ RT

+50

+42 GR
38

+19 END GR
39

+02 CB
35

+02 MH
16

61

+99 END SLOPE PAVE
47-81

+92 PILLAR
40

+99 END SLOPE PAVE
48-80

+92 PILLAR
41

+76 PILLAR
40

+76 PILLAR
41

+61 PILLAR
40

+61 PILLAR
41

+54 BEG SLOPE PAVE
47-81

+54 BEG SLOPE PAVE
48-80

+50

+31 MH
1

+11 END SLOPE PAVE
47-81

+08 END SLOPE PAVE
48

+04 PILLAR
40

60

+00 PILLAR
41

+88 PILLAR
40

+85 PILLAR
41

+72 PILLAR
40

+76 PILLAR
41

+65 BEG SLOPE PAV
47-81

+62 BEG SLOPE PAVE
48-80

+50

+45 BEG GR
38

+21 GR
39

59

LT RT

LT ℄ RT

64

+96 MN
44

+50

+34 HN
70

+34 PP
84

+32 SIGNAL CONTROL CABINET
75

63

+13 HN
3

+13 SIGNAL
3

+13 CB
36

+98 H.H.
45

+98 CB
84

+94 NN
42

+87 SIGNAL
48

+83 SIGNAL
41

+50

+49 SIGNAL
41

+44 NN
44

+32 SIGNAL
39

+12 CB
7

+27 CB
36

+27 RCP APR 18"
53

62

+00 LITE
44

+83 H.H.
4

+68 END GR
41

61+50

+50

+38 MH
46

+25 CB
36

66

+50

+47 LITE
49

+26 MH
5

65

+50

+23 MH
5

+17 LITE
~~46~~ 58

64

68

+50 +50 MH 55 +58 WIGR STRUCT 63

+47 C.B 36

+08 MH 55

67

+85 MH 70

+60 C.B. 7

66+50

ML
DS
BW
MR

SUNNY 50°

APRIL 29, 82 1

X- SECTIONS

WHITE BEAR AVE

CO RD D TO WHITE BEAR CT

| STA | + | π | − | ELEV |
|---|---|---|---|---|
| | 3.46 | 953.90 | | 950.44 |
| 54+80 | | | & Co Rod | |
| 55 | | | | |
| +50 | | | | |
| 56 | | | | |
| ✓ | | | | |

Lt ℄ Rt 2

Top H40 Color D + WBA

| | | | | | | | | |
|---|---|---|---|---|---|---|---|---|
| 45.4 | 46.0 | 46.48 | 46.68 | 946.58 | 46.69 | 46.44 | 47.8 | 49.1 |
| 8.5 | 7.9 | 7.42 | 7.22 | 7.32 | 7.21 | 7.46 | 6.1 | 4.8 |
| 100 | 70 | 33 | 10 | | 10 conc | 35 conc | 70 | 100 |

| | | | | | | | | | |
|---|---|---|---|---|---|---|---|---|---|
| 45.1 | 45.4 | 46.15 | 46.44 | 946.4 | 46.48 | 46.2 | 46.6 | 47.7 | 49.1 |
| 8.8 | 8.5 | 7.75 | 7.46 | 7.50 | 7.42 | 7.70 | 7.3 | 6.2 | 4.8 |
| 100 | 96 | 33 | 10 | | 10 conc | 35 conc | 61 | 80 | 100 |

| | | | | | | | | | |
|---|---|---|---|---|---|---|---|---|---|
| 45.7 | 45.94 | 45.46 | 45.94 | 945.99 | 45.8 | 45.51 | 45.96 | 48.2 | 48.7 |
| 8.2 | 7.96 | 8.44 | 7.96 | 7.91 | 8.10 | 8.39 | 7.94 | 5.7 | 5.2 |
| 48 | 35 | 35 | 10 | | 70 | 37 | 37 | 54 | 65 |
| FE | T.C. | GU | | | | GU | T.C. | | FE |

| | | | | | | | | | |
|---|---|---|---|---|---|---|---|---|---|
| 44.8 | 45.13 | 44.65 | 45.09 | 45.58 | 945.62 | 45.58 | 45.09 | 44.71 | 45.16 |
| 9.1 | 8.77 | 9.25 | 8.81 | 8.32 | 8.28 | 8.32 | 8.81 | 9.19 | 8.74 |
| 50 | 35 | 35 | 7 | 7 | | 8 | 8 | 36 | 36 |
| FE | GU | GU | GU | T.C. | | T.C. | GU | GU | T.C. |

| | | |
|---|---|---|
| 49.0 | 48.6 | 46.0 |
| 4.9 | 5.3 | 7.9 |
| 62 | 57 | 46 |

| STA | + | T | − | ELEV |
|---|---|---|---|---|
| | | 953.90 | | |
| 56+50 | | | | |
| ✓ | | | | |
| 57+00 | | | 11.48 | 942.42 |
| 57+00 | | | 11.49 | |
| 57+00 | | | | |
| ✓ | | | | |
| 56+74 | | | 10.52 | |

LT ℄ RT 3

| | | | | | | | | | |
|---|---|---|---|---|---|---|---|---|---|
| 44.0 | 44.1 | 43.61 | 44.1 | 44.57 | 944.58 | 44.58 | 44.11 | 43.72 | 44.21 |
| 9.9 | 9.80 | 10.29 | 9.80 | 9.33 | 9.32 | 9.32 | 9.79 | 10.18 | 9.69 |
| 51 | 35 | 35 | 7 | 7 | | 8 | 8 | 36 | 36 |
| FE | T.C. | 64 | 64 | T.C. | | T.C. | 64 | 64 | T.C. |

| | |
|---|---|
| 48.5 | 45.2 |
| 5.4 | 8.7 |
| 62 | 48 |
| FE | |

C.B. RT 36

C.B LT 36

| | | | | | | | | | |
|---|---|---|---|---|---|---|---|---|---|
| 42.3 | 42.9 | 42.41 | 42.9 | 43.38 | 943.41 | 43.42 | 42.94 | 42.42 | 42.97 |
| 11.6 | 11.00 | 11.49 | 11.00 | 10.52 | 10.49 | 10.48 | 10.96 | 11.48 | 10.93 |
| 80 | 35 | 35 | 7 | 7 | | 8 | 8 | 36 | 36 |
| | T.C. | 64 | 64 | T.C. | | T.C. | 64 | 64 | T.C. |

| | | |
|---|---|---|
| 47.5 | 46.9 | 43.0 |
| 6.4 | 7.0 | 10.9 |
| 80 | 59 | 40 |

M.H. LT 42'

| STA | + | ⊼ | − | ELEV |
|---|---|---|---|---|
| | | 953.90 | | |
| 57+49 | | ℄ DITCH LT & RT | | |
| ✓ | | | | |
| +49 | | | 16.75 | 937.15 |
| 57+90 | | ℄ Ramps | | |
| 58+02 | | | 13.65 | |
| 58+02 | | | 13.53 | |
| 58+10 | | | 13.83 | |

LT 2 RT 4

| | | | | | | | | | |
|---|---|---|---|---|---|---|---|---|---|
| 40.4 | 41.69 | 41.4 | 41.82 | 42.28 | 42.27 | 42.3 | 41.79 | 41.38 | 41.61 |
| 13.5 | 12.21 | 12.50 | 12.08 | 11.62 | 11.63 | 11.60 | 12.11 | 12.52 | 12.29 |
| 80 | 46 | 46 | 7 | 7 | | 8 | 8 | 45 | 47 |
| | T.C. | 64 | 64 | TC | | T.C. | 64 | 64. | T.C. |

| | | |
|---|---|---|
| 38.2 | 37.1 | 40.6 |
| 15.7 | 16.8 | 13.3 |
| 80 | 61 | 56 |

24" RCP Rt 61

| | | | | | | | |
|---|---|---|---|---|---|---|---|
| 40.53 | 40.5 | 40.73 | 41.14 | 41.05 | 40.69 | 40.56 | 40.78 |
| 13.37 | 13.40 | 13.17 | 12.76 | 12.85 | 13.21 | 13.34 | 13.12 |
| | 71 | 34 | | 10 | 35 | 67 | 100 |

C.B Rt 70'

C.B. Rt 86'

CB Lt 74'

| STA | + | π | − | ELEV |
|---|---|---|---|---|
| | | 953.90 | | |
| 58+35 | | | ℄ DITC RT | |
| ✓ | | | | |
| +35 | | | 16.96 | |
| +35 | | | 16.83 | |
| +50 | | | 17.10 | |
| ✓ +51 | ℄ DITCH LT | | | |
| ✓ | | | | |
| +71 | | | | |
| +51 | | | 17.60 | 936.30 |

LT ℄ RT 5

| | | | | | | | | |
|---|---|---|---|---|---|---|---|---|
| 39.2 | 39.9 | 40.35 | 39.92 | 40.4 | 40.33 | 39.96 | 40.42 | 40.2 |
| 14.7 | 14.0 | 13.55 | 13.98 | 13.50 | 13.57 | 13.94 | 13.48 | 13.7 |
| 80 | 50 | 35 T.C. | 35 GU | | 10 | 36 GU | 36 T.C. | 51 |

| | |
|---|---|
| 37.1 | 36.9 |
| 16.8 | 17.0 |
| | 68 |

12 CMP Rt 68

12" CMP Rt 83

12" CMP Lt 68'

| | | | | | | | | | |
|---|---|---|---|---|---|---|---|---|---|
| 35.8 | 35.2 | 39.97 | 39.41 | 39.94 | 40.0 | 40.47 | 40.41 | 39.91 | 39.52 |
| 18.1 | 14.7 | 13.93 | 14.49 | 13.96 | 13.90 | 13.43 | 13.49 | 13.99 | 14.38 |
| 56 | 38 | 35 T.C. | 35 | | 3 GU | 3 T.C. | 8 T.C. | 8 GU | 36 GU |

| | | | | |
|---|---|---|---|---|
| 36.2 | 37.3 | 36.3 | 39.9 | 40.02 |
| 17.7 | 16.6 | 17.6 | 14.0 | 13.88 |
| 80 | 80 | 51 | 46 | 36 T.C. |

15" RCP Rt 51

| STA | + | ⊼ | — | ELEV |
|---|---|---|---|---|
| | | 953.90 | | |
| +71 ~~+54~~ | | | 14.83 | 939.07 |
| ~~+54~~ +71 | | | 14.49 | 939.41 |
| +71 ~~+54~~ | | | 18.06 | 935.84 |
| 59+00 | | | | |
| T.P. | 17.07 | 958.67 | 12.30 | 941.60 |
| +50 | | | | |

LT ~~Rt~~ 6

CB ~~Rt~~ 36

C.B. LT 36

15" RCP LT 51

Rudolf

| | | | | | | | | | |
|---|---|---|---|---|---|---|---|---|---|
| 46.9 | 46.4 | 40.2 | 39.72 | 39.24 | 39.68 ~~40.03~~ | 39.63 ~~40.03~~ | 40.15 | 40.1 | 39.77 |
| 7.0 | 7.5 | 13.7 | 14.18 | 14.66 | 13.22 | 13.27 | 13.75 | 13.80 | 14.33 |
| 80 | 53 | 46 | 35 T.C. | 35 GU | 19.22 | 3 GU 14.27 | 3 ~~T.C.~~ GU | 9 T.C. | 9 GU |

| | | | | |
|---|---|---|---|---|
| 45.9 | 44.6 | 40.3 | 39.73 | 39.23 |
| 8.0 | 9.3 | 13.6 | 14.17 | 14.67 |
| 80 | 68 | 48 | 36 T.C. | 36 GU |

BOLT GUARD RAIL 59+06 RT 40'

| | | | | | | | | | |
|---|---|---|---|---|---|---|---|---|---|
| 53.77 | 40.07 | 39.5 | 38.99 | 39.46 | 39.43 | 39.92 | 39.88 | 39.35 | 38.99 |
| 4.9 | 18.6 | 19.17 | 19.68 | 19.21 | 19.24 | 18.75 | 18.79 | 19.32 | 19.68 |
| 80 | 43 | 35 T.C. | 35 GU | | 3 GU | 3 T.C. | 9 T.C. | 9 GU | 36 GU |

| | | |
|---|---|---|
| 54.97 | 40.27 | 39.45 |
| 3.7 | 18.4 | 19.22 |
| 80 | 46 | 36 T.C. |

| STA | + | ⊼ | − | ELEV |
|---|---|---|---|---|
| | | 958.67 | | |
| T.P. | 13.60 | 955.11 | 17.16 | 941.51 |
| | | | | |
| | | | | |
| 60 | | | | |
| | | | | |
| | | | | |
| | | | | |
| | | | | |
| +50 | | | | |
| | | | | |
| | | | | |
| | | | | |
| | | | | |
| T.P. | 17.61 | 959.10 | 13.62 | 941.49 |
| | | | | |
| | | | | |

L ℄ Rt 7

GUARD RAIL BOLT 59+50 RT 40'

| | | | | | | | | | | |
|---|---|---|---|---|---|---|---|---|---|---|
| 53.0 | 52.7 | 39.58 | 39.35 | 38.84 | 39.33 | 39.33 | 39.84 | 39.74 | 39.26 | 38.94 |
| 2.11 | 2.41 | 15.53 | 15.96 | 16.27 | 15.78 | 15.78 | 16.27 | 15.37 | 15.85 | 16.17 |
| 80 | 77 | 48 SLOPE PAVE. | 35 T.C. | 35 GU | | 2 GU | 2 T.C. | 8 T.C. | 8 GU | 36 GU |

| | | | |
|---|---|---|---|
| 54.25 | 41.91 | 39.93 | 39.41 |
| 0.86 | 1.32 | 15.18 | 15.67 |
| 80 ABUT | 78 | 49 SLOPE PAVE. | 36 T.C. |

| | | | | | | | | | |
|---|---|---|---|---|---|---|---|---|---|
| 39.31 | 38.86 | 39.25 | 39.75 | 39.77 | 39.3 | 38.93 | 39.44 | 40.31 | 55.01 |
| 15.80 | 16.25 | 15.86 | 15.36 | 15.34 | 15.81 | 16.18 | 15.67 | 14.8 | 0.1 |
| 35 T.C. | 35 GU | 6 GU | 6 T.C. | T.C. | GU | 36 GU | 36 T.C. | 48 | 80 |

| | |
|---|---|
| 39.71 | 54.51 |
| 15.4 | 0.6 |
| 46 | 80 |

GUARD RAIL BOLT 61+20 RT 40'

| STA | + | Π | − | ELEV |
|---|---|---|---|---|
| | | 959.10 | | |
| 61 | | | | |
| ✓ | | | | |
| +02 | | | 19.95 | 939.15 |
| +02 | | | 20.43 | |
| T.P. | 6.04 | 947.22 | 17.97 | 941.18 |
| +74 | | | | |
| ✓ | | | | |

| LT | ℄ | RT | 8 |
|---|---|---|---|

| | | | | | | | | | |
|---|---|---|---|---|---|---|---|---|---|
| 38.75 | 39.14 | 39.7 | 39.7 | 39.22 | 939.22 | 38.83 | 39.33 | 39.6 | 954.00 | 54.17 |
| 20.35 | 19.96 | 19.40 | 19.40 | 19.88 | 19.88 | 20.27 | 19.77 | 19.50 | 5.10 | 4.93 |
| 35 | 7 | 7 | 1 | 1 | | 36 | 36 | 49 | 78 | 81 |
| GU | GU | T.C. | T.C. | GU | | GU | T.C. | SLOPE PAVE | SLOPE PAVE | SLOPE PAVE |

| | | | |
|---|---|---|---|
| 39.25 | 39.76 | 52.64 | 52.89 |
| 19.85 | 19.34 | 6.46 | 6.21 |
| 35 | 47 | 78 | 81 |
| T.C. | SLOPE PAVE | SLOPE PAVE | |

M.H. LT 16

C.B. LT 35'

61+60 LT 40' GUARD RAIL BOLT

| | | | | | | | | |
|---|---|---|---|---|---|---|---|---|
| 39.03 | 39.52 | 39.53 | 39.03 | 939.03 | 38.36 | 38.85 | 38.52 | 40.52 |
| 8.19 | 7.76 | 7.69 | 8.19 | 8.19 | 8.86 | 8.37 | 8.7 | 6.7 |
| GU | 7 | 1 | 1 | | 36 | 36 | 63 | 80 |
| | T.C. | T.C. | GU | | GU | T.C. | | |

| | | | |
|---|---|---|---|
| 39.11 | 39.6 | 39.72 | 39.72 |
| 8.11 | 7.62 | 7.5 | 7.5 |
| 35 | 36 | 60 | 80 |
| GU | T.C. | | |

| STA | + | π | − | ELEV |
|---|---|---|---|---|
| | | 947.22 | | |
| 62 | | | | |
| ✓ | | | | |
| +12 | | | 8.13 | |
| +20 | | ℄ DITCH. | | |
| +27 | | | 9.22 | 938.00 |
| +27 | | | 13.11 | 934.11 |

~~6~~ ~~2~~ ~~RT~~ 9

| | | | | | | | | |
|---|---|---|---|---|---|---|---|---|
| 39.13 | 39.64 | 39.64 | 39.14 | 39.14 | 38.28 | 38.76 | 39.02 | 36.82 | 36.82 |
| 8.09 | 7.58 | 7.58 | 8.08 | 8.08 | 8.94 | 8.46 | 8.2 | 10.4 | 10.4 |
| 6 | 6 | 1 | 1 | | 36 | 36 | 42 | 42 | 80 |
| GU | TC | TC. | GU | | GU | TC. | | | |

| | | |
|---|---|---|
| 39.17 | 39.69 | 38.72 |
| 8.05 | 7.53 | 8.5 |
| 35 | 35 | 80 |
| GU | T.C. | |

LT 7'

| | | | | | | | | | |
|---|---|---|---|---|---|---|---|---|---|
| 38.52 | 39.72 | 39.72 | 39.24 | 939.15 | 38.12 | 38.63 | 38.02 | 35.42 | 35.82 |
| 8.7 | 7.5 | 7.50 | 7.96 | 8.07 | 9.10 | 8.59 | 9.2 | 11.8 | 11.4 |
| 80 | 46 | 35 | 35 | | 36 | 36 | 48 | 42 | 80 |
| | | TC | GU. | | GU | T.C. | | | |

CB RT 36'

18" RCP RT 53

| STA | + | Σ | − | ELEV |
|---|---|---|---|---|
| | | 947.22 | | |
| 62+68 | | Σ Ramps | | |
| 63 | | | | |
| ✓ | | | | |
| 63+00 | | | 10.92 | |
| +13 | | | 9.67 | 937.55 |
| +50 | | | | |
| 64+00 | | | 6.60 | |

Lt 4 Rt 10

| | | | | | |
|---|---|---|---|---|---|
| 40.11 | 39.47 | 939.1 | 38.96 | 37.09 | 37.05 |
| 7.11 | 7.75 | 8.12 | 8.26 | 10.13 | 10.17 |
| 80 | 33 | | 34 | 73 | 100 |

| | | | | | | | | | | |
|---|---|---|---|---|---|---|---|---|---|---|
| 39.75 | 40.27 | 40.08 | 39.56 | 39.07 | 939.56 | 39.56 | 39.06 | 37.82 | 38.26 | 38.0 | 37.12 |
| 7.47 | 6.95 | 7.14 | 7.66 | 8.15 | 7.66 | Ka | 8.16 | 9.40 | 8.96 | 9.22 | 10.10 |
| 61 | 61 | 42 | 42 | 6 | MEDIAN | 6 | 6 | 37 | 37 | 58 | 58 |
| Gu | TC | T.C. | Gu | Gutter | | T.C. | Gu | Gu | T.C. | | |

| | |
|---|---|
| 39.92 | 36.3 |
| 7.30 | 10.92 |
| 80 | 85 |
| | Gu |

C.B. Rt 85

C.B. Rt 37

| | | | | | | | | | |
|---|---|---|---|---|---|---|---|---|---|
| 40.07 | 39.86 | 39.17 | 39.7 | 39.41 | 39.16 | 38.65 | 37.5 | 36.92 | 37.42 |
| 7.15 | 7.36 | 8.05 | 7.52 | 7.81 | 8.06 | 8.57 | 9.72 | 10.30 | 9.80 |
| 53 | 55 | 7 | 7 | MED | 7 | 7 | 35 | 50 | 50 |
| T.C. | Gu | Gu | T.C. | | T.C. | Gu | | Gu | T.C. |

| | | | |
|---|---|---|---|
| 40.02 | 41.52 | 39.72 | 39.67 |
| 7.2 | 5.7 | 7.5 | 7.6 |
| 68 | 80 | 80 | 72 |

MH Lt 55'

SIA + π - ELK

947.22

64

✓

+50

✓

65

LT 8 RT 11

| | | | | | | | | | |
|---|---|---|---|---|---|---|---|---|---|
| 40.32 | 39.79 | 39.27 | 39.72 | 39.35 | 39.18 | 38.72 | 37.85 | 38.22 | 39.72 | 40.32 |
| 6.90 | 7.43 | 7.95 | 7.50 | 7.87 | 8.04 | 8.50 | 9.37 | 9.60 | 7.5 | 6.9 |
| 47 | 47 | 7 | 7 | MED | 3 | 3 | 37 | 38 | 57 | 80 |
| TC | Gu | T.C. | Gu | | TC | Gu | Gu. | T.C. | | |

| | |
|---|---|
| 40.62 | 42.52 |
| 6.6 | 4.7 |
| 55 | 78 |
| FR | |

| | | | | | | | | | | |
|---|---|---|---|---|---|---|---|---|---|---|
| 40.32 | 39.86 | 39.12 | 39.61 | 39.27 | 38.84 | 37.22 | 37.71 | 38.12 | 40.22 | 40.42 |
| 6.90 | 7.36 | 8.10 | 7.61 | 7.95 | 8.38 | 10.00 | 9.51 | 9.1 | 7.0 | 6.8 |
| 47 | 47 | 7 | 7 | T.C. | Gu | 37 | 37 | 45 | 64 | 80 |
| T.C. | Gu | Gu | T.C. | | | Gu | T.C. | | | |

| |
|---|
| 42.32 |
| 4.9 |
| 78 |
| FR |

| | | | | | | | | | |
|---|---|---|---|---|---|---|---|---|---|
| 39.07 | 39.53 | 39.28 | 38.8 | 38.81 | 37.22 | 37.72 | 38.02 | 40.52 | 40.32 |
| 8.15 | 7.69 | 7.94 | 8.42 | 8.41 | 10.00 | 9.50 | 9.2 | 6.7 | 6.9 |
| 7 | 7 | 2 | 2 | | 37 | 37 | 44 | 67 | 80 |
| Gu | T.C | T.C. | Gu | | Gu | T.C. | | | |

| | | | |
|---|---|---|---|
| 39.82 | 40.38 | 41.22 | 42.22 |
| 7.41 | 6.84 | 6.0 | 5.0 |
| 47 | 47 | 53 | 78 |
| Gu | T.C. | | |

| STA | + | π | − | ELEV |
|---|---|---|---|---|
| | | 947.22 | | |
| 65+50 | | | | |
| ✓ | | | | |
| 66 | | | | |
| ✓ | | | | |
| T.P. | 6.36 | 945.28 | 8.30 | 938.92 |
| +25 | | | 8.35 | 936.93 |
| +38 | | | 4.64 | |

| 39.06 | 39.52 | 39.21 | 38.75 | 938.77 | 37.17 | 37.67 | 40.52 |
|---|---|---|---|---|---|---|---|
| 8.16 | 7.70 | 8.01 | 8.47 | 8.45 | 10.05 | 7.55 | 6.7 |
| 7 | 7 | 2 | 2 | | 37 | 37 | 80 |
| Gu | T.C. | T.C. | Gu | | Gu | T.C. | |

| 39.67 | 40.17 | 41.02 | 42.22 |
|---|---|---|---|
| 7.55 | 7.05 | 6.2 | 5.0 |
| 42 | 42 | 51 | 78 |
| Gu | T.C. | | FE |

| 39.03 | 39.47 | 39.14 | 38.66 | 938.72 | 37.13 | 37.6 | 39.12 | 40.42 |
|---|---|---|---|---|---|---|---|---|
| 8.19 | 7.75 | 8.08 | 8.56 | 8.50 | 10.09 | 9.62 | 8.1 | 6.8 |
| 7 | 7 | 2 | 2 | | 37 | 37 | 55 | 80 |
| Gu | T.C. | T.C. | Gu | | Gu | T.C. | | |

| 39.56 | 40.11 | 40.82 | 42.02 |
|---|---|---|---|
| 7.66 | 7.11 | 6.4 | 5.2 |
| 39 | 39 | 46 | 78 |
| Gu | T.C. | | |

C.B. RT 36

MN. LT. 45

| STA | + | Π | - | |
|---|---|---|---|---|
| | | 945.28 | | |
| +50 | | | | |
| +60 | | | 6.36 | 938.92 |
| +78 | | | ℄ ENT RT (BT) | |
| +85 | | | 8.12 | |
| 67 | ℄ EDGE WATER | | | |

| LT | | | | | ℄ | | | RT | |
|---|---|---|---|---|---|---|---|---|---|
| 41.68 | 40.02 | 39.52 | 38.93 | 39.39 | 39.29 | 38.78 | 38.74 | 37.12 | 37.48 | 37.58 |
| 3.6 | 5.26 | 5.76 | 6.35 | 5.89 | 5.99 | 6.50 | 6.54 | 8.16 | 7.8 | 7.7 |
| 80 | 36 | 36 | 7 | 7 | 2 | 2 | | 35 | 64 | 80 |
| | T.C. | Cu | 64 | T.C. | T.C. | Cu | | | | |

C.B. LT

| | | | | | | | | |
|---|---|---|---|---|---|---|---|---|
| 40.88 | 40.68 | 39.95 | 39.62 | 39.49 | 938.64 | 37.1 | 37.38 | 37.58 |
| 4.4 | 4.6 | 5.33 | 5.66 | 5.79 | 6.64 | 8.18 | 7.9 | 7.7 |
| 80 | 52 | 38 | 38 | 34 | | 35 | 60 | 80 |
| | | T.C. | Cu | | | | | |

MN RT 79'

| | | | | | | | |
|---|---|---|---|---|---|---|---|
| 39.68 | 39.68 | 39.44 | 938.64 | 37.13 | 37.28 | 37.7 | 38.08 |
| 5.6 | 5.6 | 5.84 | 6.64 | 8.15 | 8.00 | 7.58 | 7.2 |
| 80 | 67 | 34 | | 35 | 59 | 59 | 80 |
| | | | | | Cu | T.C. | |

| STA | + | ⊼ | | | |
|---|---|---|---|---|---|
| | | 945.28 | | | |
| 67+08 | | | 5.55 | | |
| +49 | | | 8.22 | | |
| +50 | | | | | |
| ✓ | | | | | |
| +50 | | | 3.61 | | |
| +58 | | | 8.75 | | |
| 68 | | | | | |

LT ℄ RT 14

MH LT 54

C.B. RT 37'

| 38.81 | 39.32 | 39.12 | 38.61 | 938.62 | 37.06 | 37.67 | 36.78 |
|---|---|---|---|---|---|---|---|
| 6.47 | 5.96 | 6.16 | 6.67 | 6.66 | 8.22 | 7.61 | 8.5 |
| 7 | 7 | 2 | 2 | | 37 | 37 | 57 |
| Cu | T.C. | T.C. | Cu | | Cu | T.C. | FE |

| 39.16 | 39.65 | 40.08 | 42.88 |
|---|---|---|---|
| 6.12 | 5.63 | 5.2 | 2.4 |
| 36 | 36 | 43 | 80 |
| Cu | T.C. | | |

MN LT 54'

TOP WIDER STRUCT RT 61

| 38.68 | 39.22 | 39.04 | 38.52 | 938.55 | 37.24 | 37.71 | 36.28 | 29.33 |
|---|---|---|---|---|---|---|---|---|
| 6.60 | 6.06 | 6.24 | 6.76 | 6.73 | 8.04 | 7.57 | 9.0 | 15.95 |
| 7 | | 7 | 2 | | 37 | 37 | 57 | 72 |
| Cu | T.C. | T.C. | Cu | | Cu | T.C. | | WATER |

| 38.88 | 39.36 | 39.88 | 43.48 | 43.38 |
|---|---|---|---|---|
| 6.40 | 5.92 | 5.4 | 1.8 | 1.9 |
| 36 | 36 | 43 | 52 | 62 |
| Cu | T.C. | | | FE |

| STA | + | X | − | ELEV |
|---|---|---|---|---|
| | | 945.28 | | |
| 68+50 | | | | |
| ✓ | | | | |
| 69 | | | | |
| ✓ | | | | |
| +44 | ℄ WHITE BEAR CT | | | |
| +44 | | | 7.78 | |

L4 8 R 15

| | | | | | | | | | |
|---|---|---|---|---|---|---|---|---|---|
| 38.52 | 38.46 | 38.99 | 38.83 | 38.31 | 938.32 | 37.29 | 37.75 | 36.78 | 29.34 |
| 6.76 | 6.82 | 6.29 | 6.45 | 6.97 | 6.96 | 7.99 | 7.53 | 8.5 | 15.94 |
| 36 | 7 | 7 | 2 | 2 | | 37 | 37 | 53 | 68 |
| Gu | Gu | T.C. | T.C. | Gu | | Gu | T.C. | | WATER |

| | | | |
|---|---|---|---|
| 39.02 | 39.48 | 42.88 | 43.08 |
| 6.26 | 5.8 | 2.4 | 2.2 |
| 36 | 44 | 52 | 58 |
| T.C. | | | Fe |

| | | | | | | | | | |
|---|---|---|---|---|---|---|---|---|---|
| 37.91 | 38.1 | 38.58 | 38.55 | 38.05 | 938.04 | 37.2 | 37.66 | 36.98 | 29.34 |
| 7.37 | 7.18 | 6.70 | 6.73 | 7.23 | 7.24 | 8.08 | 7.62 | 8.3 | 15.94 |
| 36 | 6 | 6 | 2 | 2 | | 37 | 37 | 52 | 73 |
| | Gu | T.C. | T.C. | Gu | | Gu | T.C. | | WATER |

| | | | |
|---|---|---|---|
| 38.41 | 38.88 | 41.38 | 41.78 |
| 6.87 | 6.4 | 3.9 | 3.5 |
| 36 | 43 | 52 | 80 |

| | | | | | | | | | |
|---|---|---|---|---|---|---|---|---|---|
| 39.38 | 39.28 | 38.58 | 37.41 | 937.72 | 37.06 | 37.56 | 36.88 | 29.34 |
| 5.9 | 6.0 | 6.7 | 7.87 | 7.56 | 8.22 | 7.72 | 8.4 | 15.94 |
| 100 | 73 | 59 | 34 | | 37 | 37 | 56 | 73 |
| | | | | | Gu | T.C | | WATER |

M.W. L.T. 38

| STA | + | π | − | ELEV | |
|---|---|---|---|---|---|
| | | 945.28 | | | |
| +12 | | | | | |
| ✓ | | | | | |
| 70 | | | | | |
| T.P. | 8.32 | 945.44 | 8.16 | 937.12 | |
| T.P. | 3.96 | 945.42 | 3.98 | 941.46 | |
| T.P. | 8.61 | 951.48 | 2.55 | 942.87 | |
| BM | | | 1.05 | 950.43 | 950.44 |

LT ℄ RT 16

| | | | | | | | | | | |
|---|---|---|---|---|---|---|---|---|---|---|
| 40.18 | 39.98 | 37.68 | 37.54 | 37.04 | 37.48 | 37.01 | 37.48 | 37.28 | 32.98 | 32.28 |
| 5.1 | 5.3 | 7.60 | 7.74 | 8.24 | 7.80 | 8.24 | 7.80 | 8.0 | 12.3 | 13.0 |
| 80 | 50 | 42 | 36 | 36 | | 37 | 37 | 56 | 80 | 89 |
| | | SW | T.C. | 64 | | 64 | T.C. | | | |

29.34
15.94
96
WATER

| | | | | | | | | | | |
|---|---|---|---|---|---|---|---|---|---|---|
| 37.39 | 37.3 | 36.82 | 37.25 | 37.7 | 37.72 | 37.65 | 37.27 | 36.85 | 37.33 | 37.48 |
| 7.89 | 7.98 | 8.46 | 8.03 | 7.58 | 7.56 | 7.63 | 8.01 | 8.43 | 7.95 | 7.80 |
| 40 | 36 | 36 | 7 | 7 | | 7 | 7 | 37 | 37 | 46 |
| SW | T.C. | 64 | 64 | T.C. | | T.C. | 64 | | | SW |

| | | | | | | | |
|---|---|---|---|---|---|---|---|
| 39.88 | 40.18 | 29.34 | 33.08 | 35.98 | 37.18 | | |
| 5.4 | 5.1 | 15.94 | 12.2 | 9.3 | 8.1 | | |
| 51 | 80 | 96 | 89 | 75 | 56 | | |
| | | WATER | | | | | |

COR R.1B 66+25 RT 36'

GUARD RAIL BOLT 61+15 RT 40

SW COR PENCN 57+42 RT 45'

SW COR WBA + Cole D

ML
DS
MR

CLOUDY 0°

DEC 18, 81

TOPOGRAPHY

CO RD "D"

500' EAST WHITE BEAR AVE

Lt ℄ Rt

+50

Cor Conc Curb +36 53 → +28 Bush 34 +33 Stp 46 +38 Bush 38

Tel control Box +22 27 | PP +22 27 | +22 Culvert 22 | Conc Curb +16 33 | Corner Park Lot +18 | Control Box Tel +18 31

Arc Light +18 42 | Cor Conc Curb +17 53 | B. Conc Curb +17 34 | +01 Culvert 20 | +01 Sign 30 | +01 Corner Lot Conc Curb 33

Rd 14 | Rd 15

2

E R + Beg Conc Curb +87 32 | +82 POR 19

+80 Culvert 22 | +78 E Wood Post 32 | +74 4' Maple 33 | ℄ 30' Bit Entr. +80

+75 B R 15 | +77 B R Conc 43 | +70 B Wood Post 32 | E Conc Curb +64 34

E Conc Slab +69 43 → | +66 Post 58 | E Pump Island +64 58-62 | Culvert +60 20 | +61 Post 24

+50

E Wood Post +48 32 | +45 Post 58 | Beg Post Wooden +41 32

Beg Pump Island +48 58-62 | +42 B Conc Slab 43 → | +38 ER Conc 43

+35 Culvert 21 | +31 BR Conc Curb 34

℄ Bit Entr +15 | +15 Light 35

1

Conc Curb +01 34 →

+94 15" Cmp 21 | +98 LIGHT 42 | +00 Conc Curb 34 | +85 West Erg & Sign 50

+89 End Bit Curb | +79 West Edge Sign 50

+75 Elect Sign 40 | +89 PP 23 29 | +72 Cor P.L. (Conc Curb) 45

+69 FR (C-L) ← 32 | +69 GSO 29 | +61 GV 12 | +57 CB 18

+50 | 59 ER 23 | +5 TER 18 | +51 2' 6' SW | +55 GV 13

+45 POR 27 | +36 BR 47 | +36 BR 40 | +42 POR 22 | +36 CB 42 | +36 CB 48

0+00

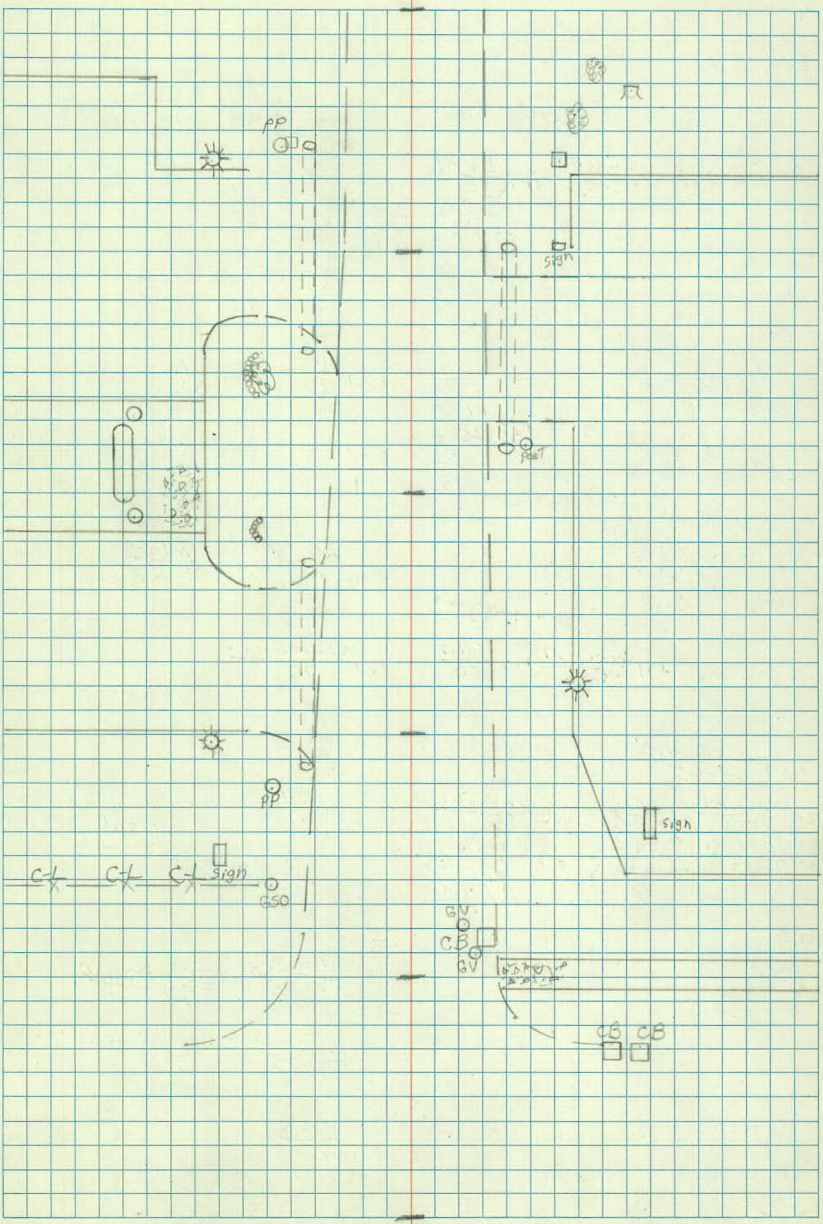
Lt
℄
Rt
pp
sign
post
pp
sign
C-
C-
C-
sign
GSO
GV
CB
GV
CB
CB

Lt ℄ Rt

5

Rd 12 Rd 13

+71 Conc Curb 33-53 +67 Light 50

+50 +57 Culvert 23

+24 Hyd 20 +27 GV 20

+20 PP 28

Rd 13 Rd 14

4

PP +86 48 Tele Control Box +88 33

+77 Culvert 25

2' +71 Conc Curb 33-53 +74 Light 50 +61 NE Cor Garage 77

+50

Conc Curb 2' +39 34-65 +32 Culvert 25

Culvert +29 25 +26 Sign 55 +22 Car Park Lot 65 Conc Curb +39 MH 27

E Bushes +29 47 +22 B Bushes 47-63 +16 B. Wooden Fence 65 +32 ℄ 64' Gravel Drive

+16 4 Maple 64 +08 NW Cor Garage 77

Rd 14 Rd 15

3

+45 Control Box 30 Tel.

+82 14" Apple 45 +88 NE Cor Ho 1990 77

+67 Twin 8" Birch 45 +67 NW Cor Ho 77

+55 10" Birch 45

2+50

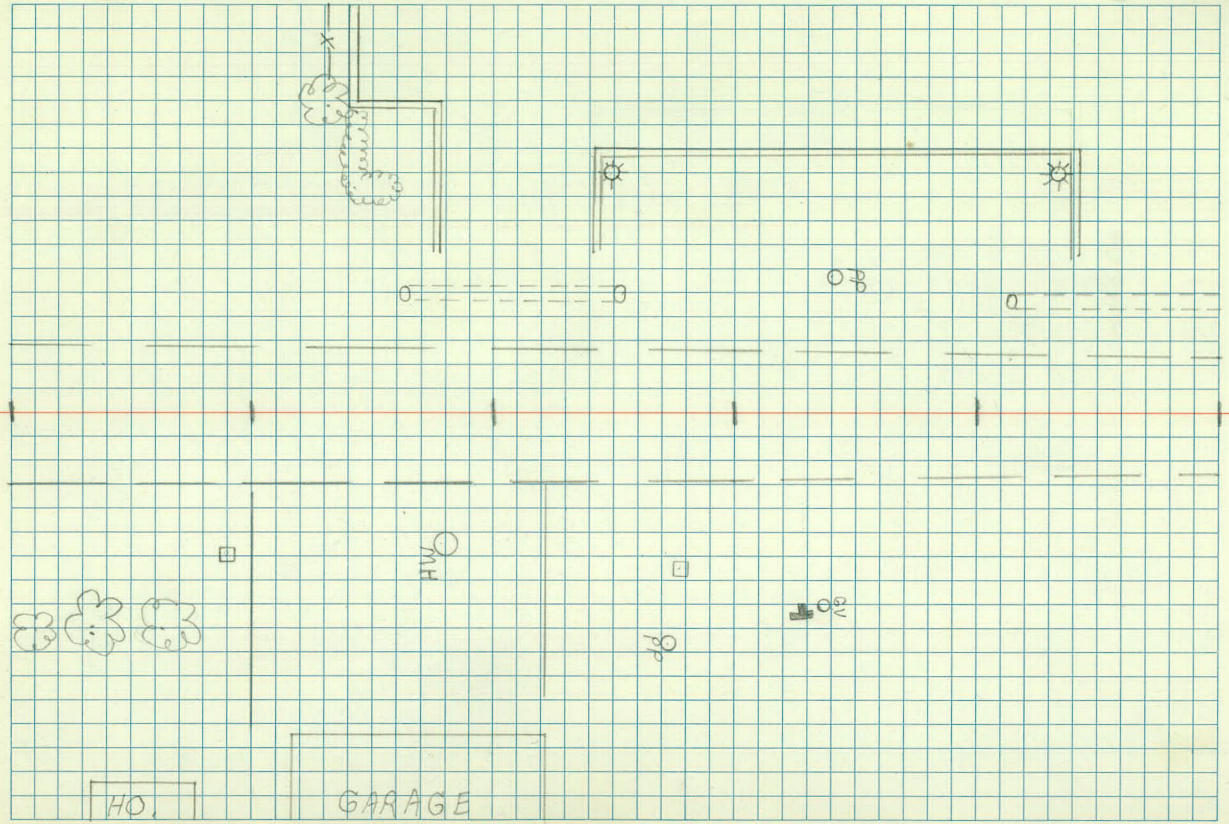
HW
GARAGE
HO.

ML
DS
BW
MR

SUNNY 24°

DEC 22, 81

X-SECTION

CO RD D @ W.B.A.

500' EAST

| STA | + | π | − | ELEV | |
|---|---|---|---|---|---|
| BM1 | 0.87 | 961.75 | | 960.88 | |
| BM2 | 11.88 | 950.97 | 22.66 | 939.09 | |
| BM3 | 1.41 | 951.85 | 0.53 | 950.44 | |
| BM2 | 22.75 | 961.85 | 12.75 | 939.10 | |
| BM1 | | | 0.96 | 960.89 | |
| | | | | | |
| | | | | | |
| B.M1 | 8.64 | 955.04 | | 946.40 | |
| BM2 | 5.43 | 947.39 | 13.08 | 941.96 | |
| BM3 | 5.06 | 947.09 | 5.36 | 942.03 | |
| BM2 | 12.12 | 954.08 | 5.13 | 941.96 | |
| | | | 7.67 | 946.41 | 946.40 |

LT ℄ RT

S.E COR BR 6286

BASE LITE NE COR W.B.A. & EASTBOUND

TOP H40 SW COR CLOD & WBA.

BR 6211C WBA & H40 36

TOP H40 H0° 2366 W.B.A.

SPIKE PP GERVIAS + WBA NE COR

| STA | + | ⅄ / | − | ELEV |
|---|---|---|---|---|
| BM | 6.75 | 957.19 | | 950.44 |
| 0+35 | | | | |
| +62 | | | | |
| +94 | | | 9.72 | |
| 1+01 | GUTTER LINE LT | | | |
| +30 | | | | |
| +34 | | | 8.64 | |
| +66 | | | 2.33 | |

Lt ℄ Rt

| 45.49 | 45.89 | 46.19 | 946.47 | 46.59 | 46.89 | 46.96 | 46.97 | 47.29 |
|---|---|---|---|---|---|---|---|---|
| 11.7 | 11.3 | 11.0 | 10.72 | 10.6 | 10.3 | 10.23 | 10.22 | 9.9 |
| 75 | 47 | 24 | | 14 | 35 | 42 | 48 | 75 |
| | | | | | | C.B | C.B | |

| 48.79 | 48.59 | 47.09 | 46.59 | 947.36 | 47.89 | 48.49 | 50.39 | 49.49 |
|---|---|---|---|---|---|---|---|---|
| 8.4 | 8.6 | 10.1 | 10.6 | 9.83 | 9.3 | 8.7 | 6.8 | 7.7 |
| 75 | 58 | 23 | 23 | | 16 | 16 | 40 | 75 |
| | | T.C. BTT | | | | T.C | | |

Cmp Lt 22'

| 51.59 | 50.69 | 49.99 | 48.99 | 949.23 | 48.69 | 49.19 | 51.61 | 51.29 | 51.09 | 51.59 |
|---|---|---|---|---|---|---|---|---|---|---|
| 5.6 | 6.5 | 7.2 | 8.2 | 7.96 | 8.15 | 8.0 | 6.58 | 6.9 | 6.1 | 5.6 |
| 87 | 56 | 36 | 17 | | 16 | 16 | 33 | 33 | 50 | 96 |
| | | | | | | T.C. BTT | F.C. CONC | | | |

| 52.09 | 51.79 | 50.99 | 50.09 | 950.41 | 49.49 | 49.89 | 52.67 | 52.29 | 51.99 | 52.19 |
|---|---|---|---|---|---|---|---|---|---|---|
| 5.1 | 5.4 | 6.2 | 7.1 | 6.78 | 7.7 | 7.3 | 4.52 | 4.9 | 5.2 | 5.0 |
| 75 | 59 | 37 | 14 | | 17 | 17 | 33 | 33 | 57 | 75 |
| | | | | | | T.C. BTT | F.C CONC | | | |

Cmp 12" Lt 22

Cmp 12" Lt 18

| STA | + | π | − | ELEV |
|---|---|---|---|---|
| | | 957.19 | | |
| T.P. | 830 | 962.36 | 3.13 | 954.06 |
| | | | | |
| + 74 | | | 10.16 | 952.20 |
| | | | | |
| + 80 | | ℄ DRIVEWAY RT | | |
| | | | | |
| | | | | |
| | | | | |
| 2+00 | | ℄ DRIVEWAY LT | | |
| | | | | |
| + 23 | | | 12.30 | |
| | | | | |
| + 24 | | | | |

LT ℄ RT

SOUTH EDGE ROCK 2+55 LT

M.H. RT 20'

| | | | | | | | | | | |
|---|---|---|---|---|---|---|---|---|---|---|
| 52.66 | 53.24 | 52.76 | 50.06 | 51.96 | 52.26 | 952.34 | 52.06 | 51.86 | 53.16 | 53.16 |
| 9.70 | 9.12 | 9.6 | 12.30 | 10.4 | 10.1 | 10.02 | 10.3 | 10.5 | 9.2 | 9.2 |
| 44 | 44 | 31 | 12" CMP 21 | 20 | 12 | | 12 | 33 | 54 | 75 |
| CONC CURB | | | | | | | | | | |
| 53.16 | | | | | | | | | | |
| 9.2 | | | | | | | | | | |
| 75 | | | | | | | | | | |

| | | | | | | | | |
|---|---|---|---|---|---|---|---|---|
| 53.06 | 52.66 | 52.76 | 953.03 | 52.76 | 51.16 | 53.91 | 53.46 | 53.66 |
| 9.3 | 9.7 | 9.6 | 9.33 | 9.6 | 11.20 | 8.45 | 8.9 | 8.7 |
| 75 | 34 | 13 | | 12 | 12" CMP 20 | 34 | 34 | 75 |

12" CMP LT 21

| | | | | | | | | | | | |
|---|---|---|---|---|---|---|---|---|---|---|---|
| 53.36 | 53.36 | 53.75 | 53.16 | 52.16 | 53.36 | 953.72 | 53.26 | 52.16 | 55.16 | 55.76 | 56.16 |
| 9.6 | 9.00 | 8.87 | 9.2 | 10.2 | 9.0 | 8.64 | 9.1 | 10.2 | 7.2 | 6.6 | 6.2 |
| 75 | 54 | 54 | 32 | 25 | 13 | | 12 | 18 | 31 | 49 | 75 |
| | CONC CURB | | | | | | | | | | |

| STA | + | π | - | ELEV |
|---|---|---|---|---|
| | | 962.36 | | |
| +35 | | | | |
| | | | | |
| | | | | |
| +39 | | | 6.84 | |
| +54 | | | | |
| | | | | |
| | | | | |
| 3+00 | | | | |
| | | | | |
| | | | | |
| +25 | | | | |
| | | | | |
| | | | | |
| | | | | |
| +52 | | ℄ DRIVWAY LT & RT | | |

LT ℄ RT

| | | | | | | | | | |
|---|---|---|---|---|---|---|---|---|---|
| 53.46 | 53.96 | 53.26 | 52.46 | 53.56 | 954.05 | 53.46 | 52.36 | 55.46 | 56.06 | 56.66 |
| 8.9 | 8.40 | 9.1 | 9.9 | 8.8 | 8.31 | 8.9 | 10.0 | 6.9 | 6.3 | 5.7 |
| 54 | 54 | 39 | 25 | 13 | | 12 | 19 | 31 | 52 | 75 |

CONC CURB

| | |
|---|---|
| 53.46 | |
| 8.9 | |
| 75 | |

| | | | | | | | | | |
|---|---|---|---|---|---|---|---|---|---|
| 51.16 | 51.46 | 52.76 | 54.06 | 954.5 | 54.16 | 53.86 | 55.96 | 56.26 | 56.96 |
| 11.2 | 10.9 | 9.6 | 8.3 | 7.86 | 8.2 | 8.5 | 6.4 | 6.1 | 5.4 |
| 75 | 55 | 26 | 13 | | 12 | 19 | 34 | 53 | 75 |

M. H. 18 T 27

| | | | | | | | | |
|---|---|---|---|---|---|---|---|---|
| 54.46 | 54.76 | 53.56 | 55.26 | 955.68 | 55.36 | 54.76 | 55.96 | 56.86 |
| 7.9 | 7.6 | 8.8 | 7.1 | 6.68 | 7.0 | 7.6 | 6.4 | 5.5 |
| 75 | 40 | 26 | 13 | | 12 | 23 | 45 | 75 |

| | | | | | | | | | |
|---|---|---|---|---|---|---|---|---|---|
| 56.86 | 57.36 | 56.66 | 53.86 | 55.86 | 956.16 | 55.86 | 55.66 | 56.16 | 957.00 |
| 5.5 | 5.0 | 5.7 | 8.5 | 6.5 | 6.20 | 6.5 | 6.7 | 6.2 | 5.36 |
| 60 | 44 | 36 | 26 | 12 | | 13 | 25 | 49 | 75 |
| | | | | | | | | | 1406 |

| | |
|---|---|
| 55.26 | |
| 7.1 | |
| 84 | |

| | | | | | | | | |
|---|---|---|---|---|---|---|---|---|
| 55.36 | 56.06 | 55.76 | 56.36 | 956.55 | 56.26 | 56.06 | 56.16 | 56.76 |
| 7.0 | 6.3 | 6.6 | 6.0 | 5.81 | 6.1 | 6.3 | 6.2 | 5.6 |
| 85 | 46 | 24 | 12 | | 11 | 27 | 51 | 75 |

| STA | + | π | − | ELEV | |
|---|---|---|---|---|---|
| | | 962.36 | | | |
| +77 | | | | | |
| | | | | | |
| | | | | | |
| 4+00 | | | | | |
| | | | | | |
| | | | | | |
| | 8.33 | 958.77 | 11.96 | 950.40 | 950.44 |
| | 8.00 | 963.38 | 3.39 | 955.38 | |
| | | | | | |
| | | | | | |
| 4+50 | | | | | |
| | | | | | |
| | | | | | |
| +57 | | | 8.93 | 954.45 | |
| | | | | | |
| | | | | | |

LT ℄ RT

| | | | | | | | | | |
|---|---|---|---|---|---|---|---|---|---|
| 53.96 | 56.46 | 58.46 | 54.86 | 56.56 | 956.81 | 56.66 | 56.46 | 55.76 | 55.56 |
| 6.4 | 5.96 | 3.9 | 7.5 | 5.8 | 5.55 | 5.7 | 5.9 | 6.6 | 6.8 |
| 52 | 52 | 40 | 26 | 14 | | 11 | 26 | 52 | 75 |
| | CONC CURB | | | | | | | | |

6.4 55.96
84

| | | | | | | | | | |
|---|---|---|---|---|---|---|---|---|---|
| 56.26 | 56.78 | 59.16 | 54.76 | 56.76 | 956.95 | 56.86 | 56.36 | 56.76 | 55.66 |
| 6.0 | 5.58 | 3.2 | 7.6 | 5.6 | 5.41 | 5.5 | 6.0 | 5.6 | 6.7 |
| 52 | 52 | 42 | 26 | 14 | | 11 | 24 | 44 | 65 |
| | CONC CURB | | | | | | | | |

6.0 56.36
92

TOP HYD S.W COR CO RD "D" & W BEAR AV

Top 18" CMP APPROX 3+75 Lt 23'

| | | | | | | | | | | | |
|---|---|---|---|---|---|---|---|---|---|---|---|
| 57.08 | 56.98 | 57.47 | 59.78 | 55.18 | 56.48 | 57.08 | 5751 | 57.18 | 56.88 | 54.98 | 54.88 | 53.78 |
| 36.4 | 5.96 | 3.6 | 8.2 | 6.9 | 6.3 | 5.87 | | 6.2 | 6.5 | 8.4 | 8.5 | 9.6 |
| 54 | 54 | 43 | 26 | 19 | 12 | | | 10 | 19 | 51 | 56 | 80 |
| | GUTTER T.C CONC | | | | | | | | | | | |

18" CMP Lt 23

| STA | + | ⊼ | − | ELEV | |
|---|---|---|---|---|---|
| | | 963.38 | | | |
| 4+85 | ℄ BT ENT LT | | | | |
| 5+00 | | | | | |
| | | | 9.33 | 954.05 | 954.06 |
| BM | 7.88 | 963.26 | | 955.38 | |
| 5+10 | | | 8.42 | 954.84 | |
| 5+50 | | | | | |
| +90 | | | 7.14 | 956.18 | |

LT ℄ RT

| | | | | | | | | | |
|---|---|---|---|---|---|---|---|---|---|
| 57.88 | 57.48 | 57.68 | 57.18 | 57.58 | 57.91 | 57.28 | 56.78 | 53.18 | 51.08 |
| 5.5 | 5.9 | 5.7 | 6.2 | 5.8 | 5.47 | 6.1 | 6.6 | 10.2 | 12.3 |
| 80 | 50 | 37 | 24 | 12 | | 10 | 21 | 30 | 80 |

| | | | | | | | | | | |
|---|---|---|---|---|---|---|---|---|---|---|
| 57.98 | 57.58 | 57.68 | 57.18 | 57.78 | 58.12 | 57.58 | 57.18 | 53.28 | 51.08 | 49.98 |
| 5.4 | 5.8 | 5.7 | 6.2 | 5.6 | 5.26 | 5.8 | 6.2 | 10.1 | 12.3 | 13.4 |
| 80 | 53 | 36 | 25 | 12 | | 10 | 20 | 31 | 70 | 80 |

SOUTH EDGE ROCK 2+55 LT

Top 18" APRON 3+75 LT 23

F.L. 18" CMP LT 23

| | | | | | | | | | |
|---|---|---|---|---|---|---|---|---|---|
| 59.28 | 61.36 | 56.16 | 58.86 | 58.86 | 59.01 | 58.66 | 57.96 | 54.46 | 52.06 |
| 3.98 | 1.9 | 7.1 | 4.4 | 4.4 | 4.25 | 4.6 | 5.3 | 8.8 | 11.2 |
| 53 | 43 | 24 | 14 | 12 | | 11 | 24 | 33 | 80 |
| T.C. | | | | | | | | | |

| | |
|---|---|
| 58.76 | 59.16 |
| 4.5 | 4.1 |
| 53 | 80 |

MH RT 30'

| STA | + | π | — | ELEV | |
|---|---|---|---|---|---|
| | | 963.26 | | | |
| 6+00 | | | | | |
| +50 | | | | | |
| 7+00 | | | | | |
| | | | 9.20 | 954.06 | 954.06 |

LT ℄ RT

| | | | | | | | | | |
|---|---|---|---|---|---|---|---|---|---|
| 60.06 | 59.86 | 58.16 | 59.56 | 59.56 | 59.65 | 59.36 | 58.66 | 55.66 | 52.26 |
| 3.2 | 3.4 | 5.1 | 3.1 | 3.1 | 3.61 | 3.9 | 4.6 | 7.6 | 11.0 |
| 80 | 31 | 22 | 15 | 12 | | 10 | 23 | 32 | 80 |

60.36
2.90

60.80
2.46

ROCK 2+25 LT

KP
ML
KS

Sunny 70°
Sept 22, 82

1

Top C.B.'s + M.H.'s (ADDITIONAL)
W.B.A. + G. Rd D

| STA | + | IT | − | | |
|---|---|---|---|---|---|
| BM | 3.53 | 953.97 | | 950.44 | |
| | | | | | 939.09 |
| CB LT 37' STA 154+40 | | | 7.56 | 946.41 | |
| MH LT 34' STA 154+38 | | | 7.05 | 946.92 | |
| CB LT 9' STA 154+50 | | | 7.11 | 946.86 | |
| CB RT 9' STA 154+50 | | | 6.98 | 946.99 | |
| CB RT 58' STA 154+64 | | | 6.78 | 947.19 | |
| BM | | | 1.80 | 952.17 | 952.20 |

ML π
KP ⊠
KS ⊕

LT ℄ RT

2

TOP HYD "D" + WBA.

BASE SIGNAL NE COR W.B.A. EASTBOUND RAMP

TOP MH RT 26' 1+74 CO.RD D

# STRUCTURAL DATA

TYPE

Colo D

| STORM | | ELECTRIC | | WATER | |
|---|---|---|---|---|---|
| SANITARY | X | TELEPHONE | | OTHER | |

| STATION | LEFT | RIGHT | SIZE | |
|---|---|---|---|---|
| 1+74 | | 21 | 9" | INCH CASTING |

| TYPE OF CONST. | | COMMENTS |
|---|---|---|
| BLOCK | | |
| BRICK | | |
| SECTIONAL | X | |

| ADJUSTING RINGS | TYPE | NO. | DEPTH | COMMENTS |
|---|---|---|---|---|
| BLOCK | | | | |
| BRICK | | | | |
| CONC. RINGS | | 2 | 3" | |

| | | ELEV |
|---|---|---|
| DEPTH FROM BOTTOM OF M.H TO TOP OF CASTING | 16.0 | |
| DISTANCE FROM HIGHEST FLOW LINE TO TOP OF CASTING | | |
| ETC. | | |
| INV. | | |

SIZES OF ALL PIPES AND DIRECTION OF FLOW

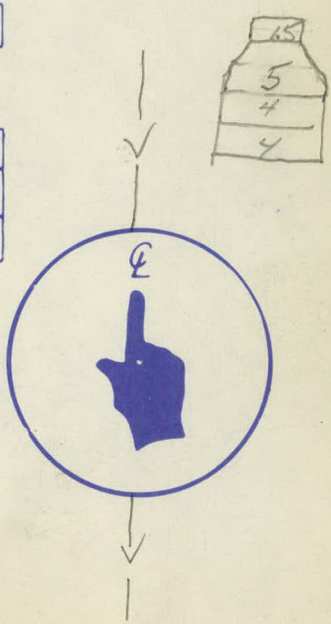


DESIGN

| | |
|---|---|
| ELEVATION - TOP | 952.29 |
| FINAL ELEVATION | |
| DIFFERENCES | |

ADJUST

RECONSTRUCT

# STRUCTURAL DATA

## TYPE CB

| | | | | | |
|---|---|---|---|---|---|
| STORM | ✓ | ELECTRIC | | WATER | |
| SANITARY | | TELEPHONE | | OTHER | |

| STATION | LEFT | RIGHT | SIZE | |
|---|---|---|---|---|
| 54+~~46~~ +40 | 37' | | 7" | INCH CASTING |

| TYPE OF CONST. | | COMMENTS |
|---|---|---|
| BLOCK | ✓ | |
| BRICK | | |
| SECTIONAL | | |

| ADJUSTING RINGS | TYPE | NO. | DEPTH | COMMENTS |
|---|---|---|---|---|
| BLOCK | | | | |
| BRICK | | | | |
| CONC. RINGS | | | | |

| | | ELEV |
|---|---|---|
| DEPTH FROM BOTTOM OF M.H TO TOP OF CASTING | 4.6' | |
| DISTANCE FROM HIGHEST FLOW LINE TO TOP OF CASTING | | |
| ETC. | | |
| INV. | | |

SIZES OF ALL PIPES AND DIRECTION OF FLOW

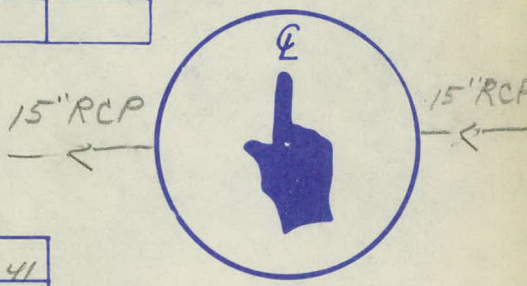


DESIGN

| | |
|---|---|
| ELEVATION - TOP | 946.41 |
| FINAL ELEVATION | |
| DIFFERENCES | |

ADJUST

RECONSTRUCT

# STRUCTURAL DATA

## TYPE

| | | | | | |
|---|---|---|---|---|---|
| STORM | X | ELECTRIC | | WATER | |
| SANITARY | | TELEPHONE | | OTHER | |

| STATION | LEFT | RIGHT | SIZE | |
|---|---|---|---|---|
| 54+38 | Lt 34 | | 7" | INCH CASTING |

| TYPE OF CONST. | | COMMENTS |
|---|---|---|
| BLOCK | X | |
| BRICK | | |
| SECTIONAL | | |

| ADJUSTING RINGS | TYPE | NO. | DEPTH | COMMENTS |
|---|---|---|---|---|
| BLOCK | | | | |
| BRICK | | | | |
| CONC. RINGS | | 0 | | |

| | | |
|---|---|---|
| DEPTH FROM BOTTOM OF M.H TO TOP OF CASTING | 4.70 | ELEV |
| DISTANCE FROM HIGHEST FLOW LINE TO TOP OF CASTING | 4.65 | |
| ETC. | | |
| INV. | | |

SIZES OF ALL PIPES AND DIRECTION OF FLOW


DESIGN

| | |
|---|---|
| ELEVATION – TOP | 946.92 |
| FINAL ELEVATION | |
| DIFFERENCES | |

ADJUST

RECONSTRUCT

# STRUCTURAL DATA

## TYPE CB

| | | | | | |
|---|---|---|---|---|---|
| STORM | ✓ | ELECTRIC | | WATER | |
| SANITARY | | TELEPHONE | | OTHER | |

| STATION | LEFT | RIGHT | SIZE | |
|---|---|---|---|---|
| 54+86 50 | 9' | | 7" | INCH CASTING |

| TYPE OF CONST. | | COMMENTS |
|---|---|---|
| BLOCK | ✓ | |
| BRICK | | |
| SECTIONAL | | |

| ADJUSTING RINGS | TYPE | NO. | DEPTH | COMMENTS |
|---|---|---|---|---|
| BLOCK | | | | |
| BRICK | | | | |
| CONC. RINGS | | | | |

| | | ELEV |
|---|---|---|
| DEPTH FROM BOTTOM OF M.H TO TOP OF CASTING | 4.4 | |
| DISTANCE FROM HIGHEST FLOW LINE TO TOP OF CASTING | | |
| ETC. | | |
| INV. | | |

SIZES OF ALL PIPES AND DIRECTION OF FLOW




DESIGN

| | |
|---|---|
| ELEVATION - TOP | 946.86 |
| FINAL ELEVATION | |
| DIFFERENCES | |

ADJUST

RECONSTRUCT

# STRUCTURAL DATA

## TYPE CB

| | | | | | | |
|---|---|---|---|---|---|---|
| STORM | ✓ | ELECTRIC | | WATER | | |
| SANITARY | | TELEPHONE | | OTHER | | |

| STATION | LEFT | RIGHT | SIZE | |
|---|---|---|---|---|
| 54+26 50 | | 9' | 7" | INCH CASTING |

| TYPE OF CONST. | | COMMENTS |
|---|---|---|
| BLOCK | ✓ | |
| BRICK | | |
| SECTIONAL | | |

| ADJUSTING RINGS | TYPE | NO. | DEPTH | COMMENTS |
|---|---|---|---|---|
| BLOCK | | | | |
| BRICK | | | | |
| CONC. RINGS | | | | |

| | | |
|---|---|---|
| DEPTH FROM BOTTOM OF M.H TO TOP OF CASTING | 4.2 | ELEV. |
| DISTANCE FROM HIGHEST FLOW LINE TO TOP OF CASTING | | |
| ETC. | | |
| INV. | | |

SIZES OF ALL PIPES AND DIRECTION OF FLOW

15" RCP




15" RCP

DESIGN

| | |
|---|---|
| ELEVATION – TOP | 946.99 |
| FINAL ELEVATION | |
| DIFFERENCES | |

ADJUST

RECONSTRUCT

# STRUCTURAL DATA

## TYPE C.B.

| | | | | | | | |
|---|---|---|---|---|---|---|---|
| STORM | ✓ | ELECTRIC | | WATER | | | |
| SANITARY | | TELEPHONE | | OTHER | | | |

| STATION | LEFT | RIGHT | SIZE | |
|---|---|---|---|---|
| 54+40 +64 | | 58' | 7" | INCH CASTING |

| TYPE OF CONST. | | COMMENTS |
|---|---|---|
| BLOCK | ✓ | |
| BRICK | | |
| SECTIONAL | | |

| ADJUSTING RINGS | TYPE | NO. | DEPTH | COMMENTS |
|---|---|---|---|---|
| BLOCK | | | | |
| BRICK | | | | |
| CONC. RINGS | | | | |

| | | ELEV |
|---|---|---|
| DEPTH FROM BOTTOM OF M.H TO TOP OF CASTING | 3.4 | |
| DISTANCE FROM HIGHEST FLOW LINE TO TOP OF CASTING | | |
| ETC. | | |
| INV. | | |

SIZES OF ALL PIPES AND DIRECTION OF FLOW

15" RCP




DESIGN

| | |
|---|---|
| ELEVATION - TOP | 947.19 |
| FINAL ELEVATION | |
| DIFFERENCES | |

ADJUST

RECONSTRUCT

# STRUCTURAL DATA

## TYPE

| | | | | | | |
|---|---|---|---|---|---|---|
| STORM | | ELECTRIC | | WATER | | |
| SANITARY | | TELEPHONE | | OTHER | | |

| STATION | LEFT | RIGHT | SIZE | |
|---|---|---|---|---|
| | | | | INCH CASTING |

| TYPE OF CONST. | | COMMENTS |
|---|---|---|
| BLOCK | | |
| BRICK | | |
| SECTIONAL | | |

| ADJUSTING RINGS | TYPE | NO. | DEPTH | COMMENTS |
|---|---|---|---|---|
| BLOCK | | | | |
| BRICK | | | | |
| CONC. RINGS | | | | |

| | | ELEV. |
|---|---|---|
| DEPTH FROM BOTTOM OF M.H TO TOP OF CASTING | | |
| DISTANCE FROM HIGHEST FLOW LINE TO TOP OF CASTING | | |
| ETC. | | |
| INV. | | |

SIZES OF ALL PIPES AND DIRECTION OF FLOW


DESIGN

| | |
|---|---|
| ELEVATION – TOP | |
| FINAL ELEVATION | |
| DIFFERENCES | |

ADJUST

RECONSTRUCT

# STRUCTURAL DATA

## TYPE

| | | | | | | |
|---|---|---|---|---|---|---|
| STORM | | ELECTRIC | | WATER | | |
| SANITARY | | TELEPHONE | | OTHER | | |

| STATION | LEFT | RIGHT | SIZE | |
|---|---|---|---|---|
| | | | | INCH CASTING |

| TYPE OF CONST. | | COMMENTS |
|---|---|---|
| BLOCK | | |
| BRICK | | |
| SECTIONAL | | |

| ADJUSTING RINGS | TYPE | NO. | DEPTH | COMMENTS |
|---|---|---|---|---|
| BLOCK | | | | |
| BRICK | | | | |
| CONC. RINGS | | | | |

| | | |
|---|---|---|
| DEPTH FROM BOTTOM OF M.H TO TOP OF CASTING | | ELEV |
| DISTANCE FROM HIGHEST FLOW LINE TO TOP OF CASTING | | |
| ETC. | | |
| INV. | | |

SIZES OF ALL PIPES AND DIRECTION OF FLOW




DESIGN

| | |
|---|---|
| ELEVATION – TOP | |
| FINAL ELEVATION | |
| DIFFERENCES | |

ADJUST

RECONSTRUCT

# STRUCTURAL DATA

## TYPE C.B.

| | | | | | | |
|---|---|---|---|---|---|---|
| STORM | ✓ | ELECTRIC | | WATER | | |
| SANITARY | | TELEPHONE | | OTHER | | |

| STATION | LEFT | RIGHT | SIZE | |
|---|---|---|---|---|
| 54+~~08~~ 32 | | 36' | 7" | INCH CASTING |

| TYPE OF CONST. | | COMMENTS |
|---|---|---|
| BLOCK | ✓ | |
| BRICK | | |
| SECTIONAL | | |

| ADJUSTING RINGS | TYPE | NO. | DEPTH | COMMENTS |
|---|---|---|---|---|
| BLOCK | | | | |
| BRICK | | | | |
| CONC. RINGS | | | | |

| | | ELEV |
|---|---|---|
| DEPTH FROM BOTTOM OF M.H TO TOP OF CASTING | 3.6 | |
| DISTANCE FROM HIGHEST FLOW LINE TO TOP OF CASTING | | |
| ETC. | | |
| INV. | | |

SIZES OF ALL PIPES AND DIRECTION OF FLOW

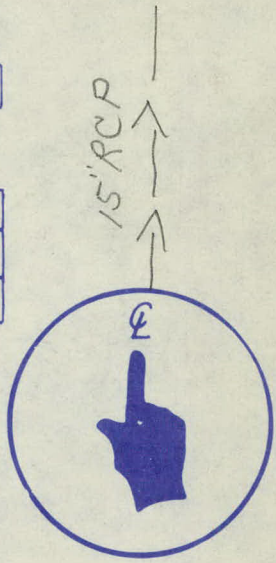


DESIGN

| | |
|---|---|
| ELEVATION – TOP | |
| FINAL ELEVATION | |
| DIFFERENCES | |

ADJUST

RECONSTRUCT

# STRUCTURAL DATA

## TYPE CB

| | | | | | |
|---|---|---|---|---|---|
| STORM | ✓ | ELECTRIC | | WATER | |
| SANITARY | | TELEPHONE | | OTHER | |

| STATION | LEFT | RIGHT | SIZE | |
|---|---|---|---|---|
| 54 +38 ~~+14~~ | | 36' | 7" | INCH CASTING |

| TYPE OF CONST. | | COMMENTS |
|---|---|---|
| BLOCK | ✓ | |
| BRICK | | |
| SECTIONAL | | |

| ADJUSTING RINGS | TYPE | NO. | DEPTH | COMMENTS |
|---|---|---|---|---|
| BLOCK | | | | |
| BRICK | | | | |
| CONC. RINGS | | | | |

| | | |
|---|---|---|
| DEPTH FROM BOTTOM OF M.H TO TOP OF CASTING | 3.9 | ELEV |
| DISTANCE FROM HIGHEST FLOW LINE TO TOP OF CASTING | | |
| ETC. | | |
| INV. | | |
| SIZES OF ALL PIPES AND DIRECTION OF FLOW | | |

| DESIGN | |
|---|---|
| ELEVATION - TOP | |
| FINAL ELEVATION | |
| DIFFERENCES | |
| ADJUST | |
| RECONSTRUCT | |

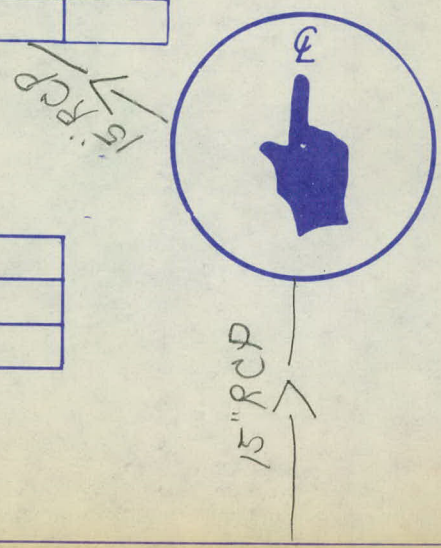

# STRUCTURAL DATA

## TYPE M.H.

| STORM | | ELECTRIC | | WATER | |
|---|---|---|---|---|---|
| SANITARY | X | TELEPHONE | | OTHER | |

| STATION | LEFT | RIGHT | SIZE | |
|---|---|---|---|---|
| 54+34 +58 | | 30 | 15' | INCH CASTING |

| TYPE OF CONST. | | COMMENTS |
|---|---|---|
| BLOCK | | |
| BRICK | | |
| SECTIONAL | X | Conc |

| ADJUSTING RINGS | TYPE | NO. | DEPTH | COMMENTS |
|---|---|---|---|---|
| BLOCK | | | | |
| BRICK | | | | |
| CONC. RINGS | | 1 | | |

| | | ELEV |
|---|---|---|
| DEPTH FROM BOTTOM OF M.H TO TOP OF CASTING | 12.4 | |
| DISTANCE FROM HIGHEST FLOW LINE TO TOP OF CASTING | | |
| ETC. | | |
| INV. | | |

SIZES OF ALL PIPES AND DIRECTION OF FLOW

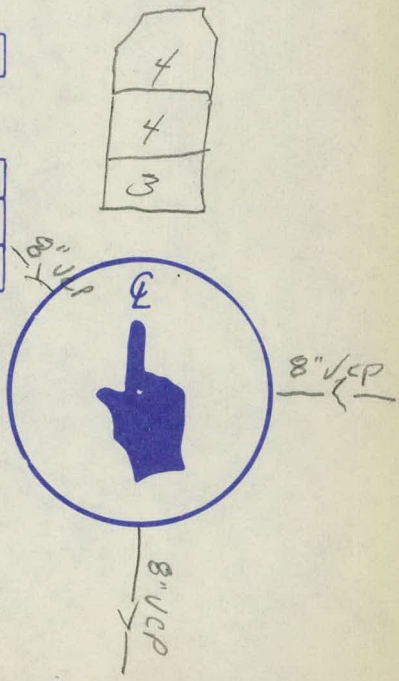


DESIGN

| | |
|---|---|
| ELEVATION – TOP | |
| FINAL ELEVATION | |
| DIFFERENCES | |

ADJUST

RECONSTRUCT

# STRUCTURAL DATA

## TYPE Tele MH

| | | | | | | |
|---|---|---|---|---|---|---|
| STORM | | ELECTRIC | | WATER | | |
| SANITARY | | TELEPHONE | X | OTHER | | |

| STATION | LEFT | RIGHT | SIZE | |
|---|---|---|---|---|
| 56+73 | 45 | | | INCH CASTING |

| TYPE OF CONST. | | COMMENTS |
|---|---|---|
| BLOCK | | 16x8 |
| BRICK | | VAULT SAME AS 56+87 |
| SECTIONAL | | |

| ADJUSTING RINGS | TYPE | NO. | DEPTH | COMMENTS |
|---|---|---|---|---|
| BLOCK | | | | |
| BRICK | X | 2 | | |
| CONC. RINGS | | | | |

| | | ELEV |
|---|---|---|
| DEPTH FROM BOTTOM OF M.H TO TOP OF CASTING | 9.0 | |
| DISTANCE FROM HIGHEST FLOW LINE TO TOP OF CASTING | | |
| ETC. | | |
| INV. | | |

SIZES OF ALL PIPES AND DIRECTION OF FLOW


DESIGN

| | |
|---|---|
| ELEVATION - TOP | |
| FINAL ELEVATION | |
| DIFFERENCES | |

ADJUST

RECONSTRUCT

# STRUCTURAL DATA

TYPE TELE M.H.

| STORM | | ELECTRIC | | WATER | |
|---|---|---|---|---|---|
| SANITARY | | TELEPHONE | X | OTHER | |

| STATION | LEFT | RIGHT | SIZE | |
|---|---|---|---|---|
| 56+87 | 45 | | | INCH CASTING |

| TYPE OF CONST. | | COMMENTS |
|---|---|---|
| BLOCK | | |
| BRICK | | |
| SECTIONAL | | |

| ADJUSTING RINGS | TYPE | NO. | DEPTH | COMMENTS |
|---|---|---|---|---|
| BLOCK | | | | |
| BRICK | X | 2 | | |
| CONC. RINGS | | | | |

| | | ELEV |
|---|---|---|
| DEPTH FROM BOTTOM OF M.H TO TOP OF CASTING | 9.0 | |
| DISTANCE FROM HIGHEST FLOW LINE TO TOP OF CASTING | | |
| ETC. | | |
| INV. | | |

16 x 8 VAULT

SAME AS M.H.

56+73

SIZES OF ALL PIPES AND DIRECTION OF FLOW




DESIGN

| | |
|---|---|
| ELEVATION – TOP | |
| FINAL ELEVATION | |
| DIFFERENCES | |

ADJUST

RECONSTRUCT

# STRUCTURAL DATA

## TYPE CB

| | | | | | | |
|---|---|---|---|---|---|---|
| STORM | ✓ | ELECTRIC | | WATER | | |
| SANITARY | | TELEPHONE | | OTHER | | |

| STATION | LEFT | RIGHT | SIZE | |
|---|---|---|---|---|
| 57+01 | | 36' | 11" | INCH CASTING |

| TYPE OF CONST. | | COMMENTS |
|---|---|---|
| BLOCK | ✓ | |
| BRICK | | |
| SECTIONAL | | |

| ADJUSTING RINGS | TYPE | NO. | DEPTH | COMMENTS |
|---|---|---|---|---|
| BLOCK | | | | |
| BRICK | | | | |
| CONC. RINGS | | | | |

| | | |
|---|---|---|
| DEPTH FROM BOTTOM OF M.H TO TOP OF CASTING | 5.8' | ELEV |
| DISTANCE FROM HIGHEST FLOW LINE TO TOP OF CASTING | | |
| ETC. | | |
| INV. | | |

SIZES OF ALL PIPES AND DIRECTION OF FLOW

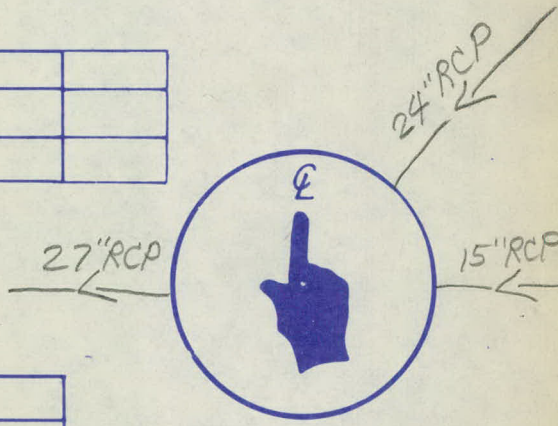


DESIGN

| | |
|---|---|
| ELEVATION - TOP | |
| FINAL ELEVATION | |
| DIFFERENCES | |

ADJUST

RECONSTRUCT

# STRUCTURAL DATA
## TYPE CB

| | | | | | | | |
|---|---|---|---|---|---|---|---|
| STORM | ✓ | ELECTRIC | | WATER | | | |
| SANITARY | | TELEPHONE | | OTHER | | | |

| STATION | LEFT | RIGHT | SIZE | |
|---|---|---|---|---|
| 57+01 | 35' | | 11" | INCH CASTING |

| TYPE OF CONST. | | COMMENTS |
|---|---|---|
| BLOCK | ✓ | |
| BRICK | | |
| SECTIONAL | | |

| ADJUSTING RINGS | TYPE | NO. | DEPTH | COMMENTS |
|---|---|---|---|---|
| BLOCK | | | | |
| BRICK | | | | |
| CONC. RINGS | | | | |

| | | |
|---|---|---|
| DEPTH FROM BOTTOM OF M.H TO TOP OF CASTING | 6.1' | ELEV |
| DISTANCE FROM HIGHEST FLOW LINE TO TOP OF CASTING | | |
| ETC. | | |
| INV. | | |
| SIZES OF ALL PIPES AND DIRECTION OF FLOW | | |

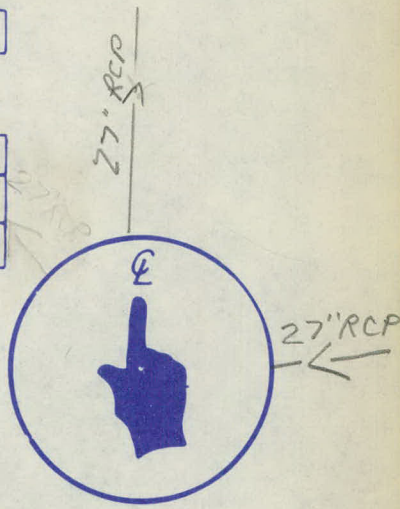


| DESIGN | |
|---|---|
| ELEVATION - TOP | |
| FINAL ELEVATION | |
| DIFFERENCES | |
| ADJUST | |
| RECONSTRUCT | |

# STRUCTURAL DATA
## TYPE CB

| | | | | | | |
|---|---|---|---|---|---|---|
| STORM | ✓ | ELECTRIC | | WATER | | |
| SANITARY | | TELEPHONE | | OTHER | | |

| STATION | LEFT | RIGHT | SIZE | |
|---|---|---|---|---|
| 58+15 | 79 | | 11" | INCH CASTING |

| TYPE OF CONST. | | COMMENTS |
|---|---|---|
| BLOCK | ✓ | |
| BRICK | | |
| SECTIONAL | | |

| ADJUSTING RINGS | TYPE | NO. | DEPTH | COMMENTS |
|---|---|---|---|---|
| BLOCK | | | | |
| BRICK | | | | |
| CONC. RINGS | | | | |

| | | |
|---|---|---|
| DEPTH FROM BOTTOM OF M.H TO TOP OF CASTING | 3.1 | ELEV |
| DISTANCE FROM HIGHEST FLOW LINE TO TOP OF CASTING | | |
| ETC. | | |
| INV. | | |

SIZES OF ALL PIPES AND DIRECTION OF FLOW

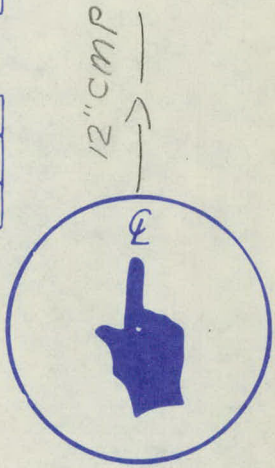


DESIGN

| | |
|---|---|
| ELEVATION - TOP | |
| FINAL ELEVATION | |
| DIFFERENCES | |

ADJUST

RECONSTRUCT

# STRUCTURAL DATA

## TYPE CB

| | | | | | |
|---|---|---|---|---|---|
| STORM | ✓ | ELECTRIC | | WATER | |
| SANITARY | | TELEPHONE | | OTHER | |

| STATION | LEFT | RIGHT | SIZE | |
|---|---|---|---|---|
| 58+06 | | 85' | 11" | INCH CASTING |

| TYPE OF CONST. | | COMMENTS |
|---|---|---|
| BLOCK | | |
| BRICK | | |
| SECTIONAL | ✓ | 15" |

| ADJUSTING RINGS | TYPE | NO. | DEPTH | COMMENTS |
|---|---|---|---|---|
| BLOCK | | | | |
| BRICK | | | | |
| CONC. RINGS | ✓ | 2 | .4' | |

| | | |
|---|---|---|
| DEPTH FROM BOTTOM OF M.H TO TOP OF CASTING | 2.8' | ELEV |
| DISTANCE FROM HIGHEST FLOW LINE TO TOP OF CASTING | | |
| ETC. | | |
| INV. | | |

SIZES OF ALL PIPES AND DIRECTION OF FLOW

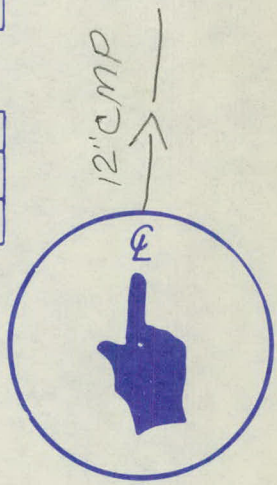


DESIGN

| | |
|---|---|
| ELEVATION – TOP | |
| FINAL ELEVATION | |
| DIFFERENCES | |

ADJUST

RECONSTRUCT

# STRUCTURAL DATA

## TYPE CB

| | | | | | | |
|---|---|---|---|---|---|---|
| STORM | ✓ | ELECTRIC | | WATER | | |
| SANITARY | | TELEPHONE | | OTHER | | |

| STATION | LEFT | RIGHT | SIZE | |
|---|---|---|---|---|
| 58+06 | | 70' | 11" | INCH CASTING |

| TYPE OF CONST. | | COMMENTS |
|---|---|---|
| BLOCK | | |
| BRICK | | |
| SECTIONAL | ✓ | 18" |

| ADJUSTING RINGS | TYPE | NO. | DEPTH | COMMENTS |
|---|---|---|---|---|
| BLOCK | | | | |
| BRICK | | | | |
| CONC. RINGS | ✓ | 1 | .3' | |

| | | ELEV |
|---|---|---|
| DEPTH FROM BOTTOM OF M.H TO TOP OF CASTING | 2.7 | |
| DISTANCE FROM HIGHEST FLOW LINE TO TOP OF CASTING | | |
| ETC. | | |
| INV. | | |

SIZES OF ALL PIPES AND DIRECTION OF FLOW

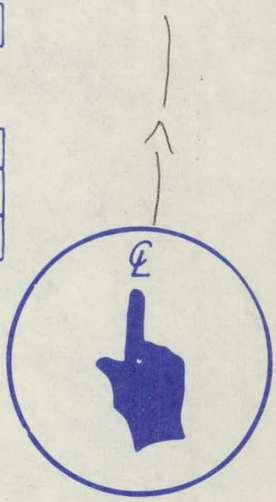


DESIGN

| | |
|---|---|
| ELEVATION - TOP | |
| FINAL ELEVATION | |
| DIFFERENCES | |

ADJUST

RECONSTRUCT

# STRUCTURAL DATA

## TYPE CB

| | | | | | | |
|---|---|---|---|---|---|---|
| STORM | ✓ | ELECTRIC | | WATER | | |
| SANITARY | | TELEPHONE | | OTHER | | |

| STATION | LEFT | RIGHT | SIZE | |
|---|---|---|---|---|
| 58+70 | | 36' | 11" | INCH CASTING |

| TYPE OF CONST. | | COMMENTS |
|---|---|---|
| BLOCK | ✓ | |
| BRICK | | |
| SECTIONAL | | |

| ADJUSTING RINGS | TYPE | NO. | DEPTH | COMMENTS |
|---|---|---|---|---|
| BLOCK | | | | |
| BRICK | | | | |
| CONC. RINGS | | | | |

| | | ELEV |
|---|---|---|
| DEPTH FROM BOTTOM OF M.H TO TOP OF CASTING | 4.2' | |
| DISTANCE FROM HIGHEST FLOW LINE TO TOP OF CASTING | | |
| ETC. | | |
| INV. | | |

SIZES OF ALL PIPES AND DIRECTION OF FLOW


DESIGN

| | |
|---|---|
| ELEVATION - TOP | |
| FINAL ELEVATION | |
| DIFFERENCES | |

ADJUST

RECONSTRUCT

# STRUCTURAL DATA

## TYPE CB

| | | | | | | |
|---|---|---|---|---|---|---|
| STORM | ✓ | ELECTRIC | | WATER | | |
| SANITARY | | TELEPHONE | | OTHER | | |

| STATION | LEFT | RIGHT | SIZE | |
|---|---|---|---|---|
| 58+70 | 35' | | 11" | INCH CASTING |

| TYPE OF CONST. | | COMMENTS |
|---|---|---|
| BLOCK | | |
| BRICK | | |
| SECTIONAL | | |

| ADJUSTING RINGS | TYPE | NO. | DEPTH | COMMENTS |
|---|---|---|---|---|
| BLOCK | | | | |
| BRICK | | | | |
| CONC. RINGS | | | | |

| | | |
|---|---|---|
| DEPTH FROM BOTTOM OF M.H TO TOP OF CASTING | 4.4 | ELEV |
| DISTANCE FROM HIGHEST FLOW LINE TO TOP OF CASTING | | |
| ETC. | | |
| INV. | | |

SIZES OF ALL PIPES AND DIRECTION OF FLOW

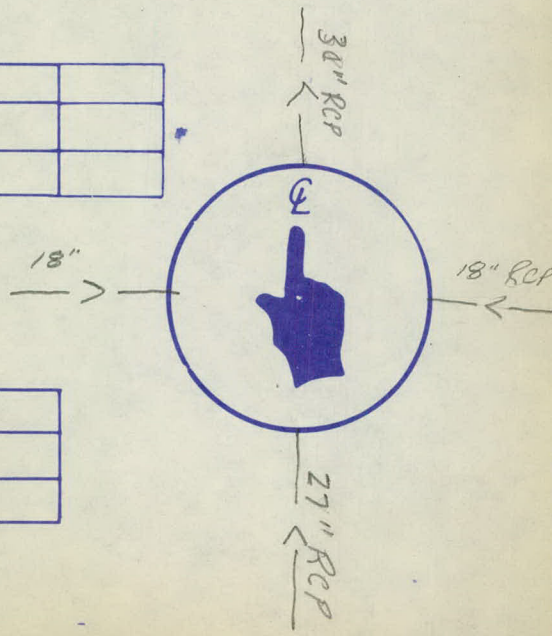


DESIGN

| | |
|---|---|
| ELEVATION - TOP | |
| FINAL ELEVATION | |
| DIFFERENCES | |

ADJUST

RECONSTRUCT

# STRUCTURAL DATA

## TYPE MH

| | | | | | |
|---|---|---|---|---|---|
| STORM | ✓ | ELECTRIC | | WATER | |
| SANITARY | | TELEPHONE | | OTHER | |

| STATION | LEFT | RIGHT | SIZE | |
|---|---|---|---|---|
| 61+02 | 16 | | 13" | INCH CASTING |

| TYPE OF CONST. | | COMMENTS |
|---|---|---|
| BLOCK | | |
| BRICK | | |
| SECTIONAL | | |

| ADJUSTING RINGS | TYPE | NO. | DEPTH | COMMENTS |
|---|---|---|---|---|
| BLOCK | | | | |
| BRICK | | | | |
| CONC. RINGS | | 4 | | |

| | | |
|---|---|---|
| DEPTH FROM BOTTOM OF M.H TO TOP OF CASTING | 5.3 | ELEV |
| DISTANCE FROM HIGHEST FLOW LINE TO TOP OF CASTING | | |
| ETC. | | |
| INV. | | |
| SIZES OF ALL PIPES AND DIRECTION OF FLOW | | |
| DESIGN | | |
| ELEVATION - TOP | | |
| FINAL ELEVATION | | |
| DIFFERENCES | | |
| ADJUST | | |
| RECONSTRUCT | | |

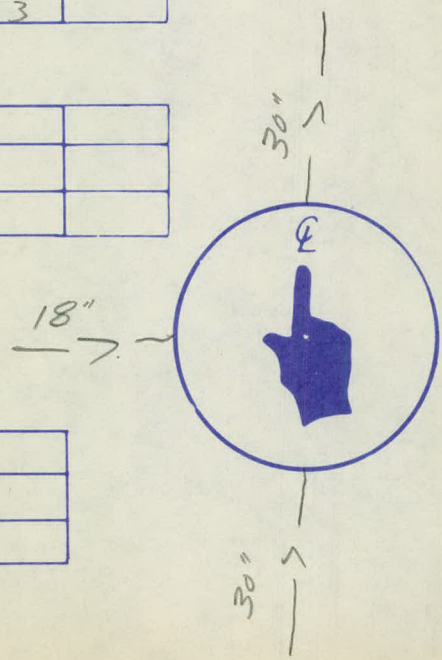

# STRUCTURAL DATA

## TYPE CB

| STORM | | ELECTRIC | | WATER | |
|---|---|---|---|---|---|
| SANITARY | | TELEPHONE | | OTHER | |

| STATION | LEFT | RIGHT | SIZE | |
|---|---|---|---|---|
| 6+02 | 35 | | | 11" INCH CASTING |

| TYPE OF CONST. | | COMMENTS |
|---|---|---|
| BLOCK | X | |
| BRICK | | |
| SECTIONAL | | |

| ADJUSTING RINGS | TYPE | NO. | DEPTH | COMMENTS |
|---|---|---|---|---|
| BLOCK | | | | |
| BRICK | | | | |
| CONC. RINGS | | 2 | | |

| | | ELEV |
|---|---|---|
| DEPTH FROM BOTTOM OF M.H TO TOP OF CASTING | 4.4 | |
| DISTANCE FROM HIGHEST FLOW LINE TO TOP OF CASTING | | |
| ETC. | | |
| INV. | | |

SIZES OF ALL PIPES AND DIRECTION OF FLOW




| DESIGN | |
|---|---|
| ELEVATION - TOP | |
| FINAL ELEVATION | |
| DIFFERENCES | |

ADJUST

RECONSTRUCT

# STRUCTURAL DATA

## TYPE CB

| | | | | | | |
|---|---|---|---|---|---|---|
| STORM | | ELECTRIC | | WATER | | |
| SANITARY | | TELEPHONE | | OTHER | | |

| STATION | LEFT | RIGHT | SIZE | |
|---|---|---|---|---|
| 62+12 | 7 | | | INCH CASTING |

| TYPE OF CONST. | | COMMENTS |
|---|---|---|
| BLOCK | X | |
| BRICK | | |
| SECTIONAL | | |

| ADJUSTING RINGS | TYPE | NO. | DEPTH | COMMENTS |
|---|---|---|---|---|
| BLOCK | | | | |
| BRICK | | | | |
| CONC. RINGS | | 4 | | |

| | | |
|---|---|---|
| DEPTH FROM BOTTOM OF M.H TO TOP OF CASTING | 6.0 | ELEV |
| DISTANCE FROM HIGHEST FLOW LINE TO TOP OF CASTING | | |
| ETC. | | |
| INV. | | |

SIZES OF ALL PIPES AND DIRECTION OF FLOW

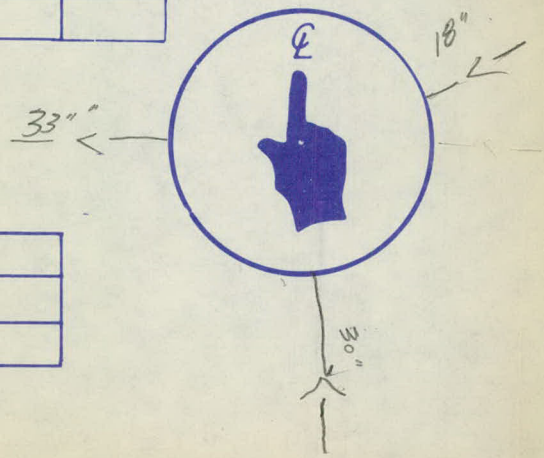


DESIGN

| | |
|---|---|
| ELEVATION – TOP | |
| FINAL ELEVATION | |
| DIFFERENCES | |

ADJUST

RECONSTRUCT

# STRUCTURAL DATA

## TYPE CB

| STORM | | ELECTRIC | | WATER | |
|---|---|---|---|---|---|
| SANITARY | | TELEPHONE | | OTHER | |

| STATION | LEFT | RIGHT | SIZE | |
|---|---|---|---|---|
| 62+25 | | 36 | 11" | INCH CASTING |

| TYPE OF CONST. | | COMMENTS |
|---|---|---|
| BLOCK | X | |
| BRICK | | |
| SECTIONAL | | |

| ADJUSTING RINGS | TYPE | NO. | DEPTH | COMMENTS |
|---|---|---|---|---|
| BLOCK | | | | |
| BRICK | | | | |
| CONC. RINGS | | 4 | | |

| | | |
|---|---|---|
| DEPTH FROM BOTTOM OF M.H TO TOP OF CASTING | 4.25 | ELEV |
| DISTANCE FROM HIGHEST FLOW LINE TO TOP OF CASTING | | |
| ETC. | | |
| INV. | | |

SIZES OF ALL PIPES AND DIRECTION OF FLOW

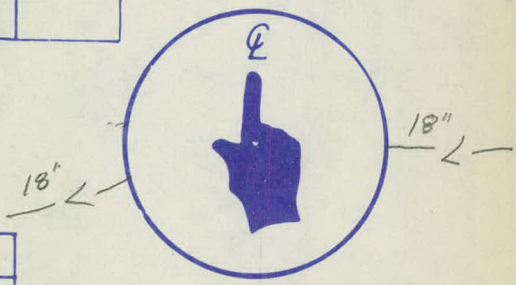


DESIGN

| | |
|---|---|
| ELEVATION - TOP | |
| FINAL ELEVATION | |
| DIFFERENCES | |

ADJUST

RECONSTRUCT

# STRUCTURAL DATA

## TYPE CB

| | | | | | |
|---|---|---|---|---|---|
| STORM | | ELECTRIC | | WATER | |
| SANITARY | | TELEPHONE | | OTHER | |

| STATION | LEFT | RIGHT | SIZE | |
|---|---|---|---|---|
| 62+98 | | 84 | 11" | INCH CASTING |

| TYPE OF CONST. | | COMMENTS |
|---|---|---|
| BLOCK | | |
| BRICK | | |
| SECTIONAL | | |

| ADJUSTING RINGS | TYPE | NO. | DEPTH | COMMENTS |
|---|---|---|---|---|
| BLOCK | X | | | |
| BRICK | | | | |
| CONC. RINGS | | 1 | | |

| | | |
|---|---|---|
| DEPTH FROM BOTTOM OF M.H TO TOP OF CASTING | 2.5 | ELEV. |
| DISTANCE FROM HIGHEST FLOW LINE TO TOP OF CASTING | | |
| ETC. | | |
| INV. | | |

SIZES OF ALL PIPES AND DIRECTION OF FLOW




DESIGN

| | |
|---|---|
| ELEVATION – TOP | |
| FINAL ELEVATION | |
| DIFFERENCES | |

ADJUST

RECONSTRUCT

# STRUCTURAL DATA

## TYPE CB

| | | | | | | |
|---|---|---|---|---|---|---|
| STORM | | ELECTRIC | | WATER | | |
| SANITARY | | TELEPHONE | | OTHER | | |

| STATION | LEFT | RIGHT | SIZE | |
|---|---|---|---|---|
| 63+13 | | 36 | 11" | INCH CASTING |

| TYPE OF CONST. | | COMMENTS |
|---|---|---|
| BLOCK | X | |
| BRICK | | |
| SECTIONAL | | |

| ADJUSTING RINGS | TYPE | NO. | DEPTH | COMMENTS |
|---|---|---|---|---|
| BLOCK | | | | |
| BRICK | | | | |
| CONC. RINGS | | | | |

| | | ELEV |
|---|---|---|
| DEPTH FROM BOTTOM OF M.H TO TOP OF CASTING | 3.0 | |
| DISTANCE FROM HIGHEST FLOW LINE TO TOP OF CASTING | | |
| ETC. | | |
| INV. | | |

SIZES OF ALL PIPES AND DIRECTION OF FLOW

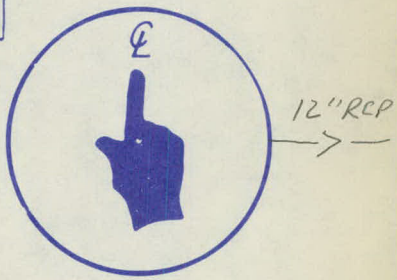


DESIGN

| | |
|---|---|
| ELEVATION - TOP | |
| FINAL ELEVATION | |
| DIFFERENCES | |

ADJUST

RECONSTRUCT

# STRUCTURAL DATA

TYPE Tele M.H.

| | | | |
|---|---|---|---|
| STORM | ELECTRIC | WATER | |
| SANITARY | TELEPHONE | OTHER | |

| STATION | LEFT | RIGHT | SIZE | |
|---|---|---|---|---|
| 63+96 | 4454 | | 13" | INCH CASTING |

| TYPE OF CONST. | | COMMENTS |
|---|---|---|
| BLOCK | | |
| BRICK | | |
| SECTIONAL | | |

| ADJUSTING RINGS | TYPE | NO. | DEPTH | COMMENTS |
|---|---|---|---|---|
| BLOCK | | | | |
| BRICK | X | 4 | 14" | |
| CONC. RINGS | | | | |

| | | ELEV |
|---|---|---|
| DEPTH FROM BOTTOM OF M.H TO TOP OF CASTING | 8.3 | |
| DISTANCE FROM HIGHEST FLOW LINE TO TOP OF CASTING | | |
| ETC. | | |
| INV. | | |

12 x 6 VAULT

SIZES OF ALL PIPES AND DIRECTION OF FLOW


DESIGN

| | |
|---|---|
| ELEVATION – TOP | |
| FINAL ELEVATION | |
| DIFFERENCES | |

ADJUST

RECONSTRUCT

# STRUCTURAL DATA

## TYPE CB

| | | | | | | |
|---|---|---|---|---|---|---|
| STORM | X | ELECTRIC | | WATER | | |
| SANITARY | | TELEPHONE | | OTHER | | |

| STATION | LEFT | RIGHT | SIZE | |
|---|---|---|---|---|
| 66+25 | | 36" | 11" | INCH CASTING |

| TYPE OF CONST. | | COMMENTS |
|---|---|---|
| BLOCK | X | |
| BRICK | | |
| SECTIONAL | | |

| ADJUSTING RINGS | TYPE | NO. | DEPTH | COMMENTS |
|---|---|---|---|---|
| BLOCK | | | | |
| BRICK | | | | |
| CONC. RINGS | | 1 | | |

| | | |
|---|---|---|
| DEPTH FROM BOTTOM OF M.H TO TOP OF CASTING | 4.4 | ELEV |
| DISTANCE FROM HIGHEST FLOW LINE TO TOP OF CASTING | | |
| ETC. | | |
| INV. | | |

SIZES OF ALL PIPES AND DIRECTION OF FLOW

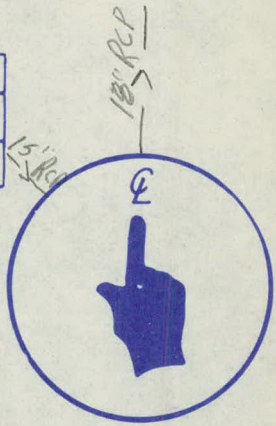


DESIGN

| | |
|---|---|
| ELEVATION - TOP | |
| FINAL ELEVATION | |
| DIFFERENCES | |

ADJUST

RECONSTRUCT

# STRUCTURAL DATA

TYPE TELE

| | | | | | | |
|---|---|---|---|---|---|---|
| STORM | | ELECTRIC | | WATER | | |
| SANITARY | | TELEPHONE | | OTHER | | |

| STATION | LEFT | RIGHT | SIZE | |
|---|---|---|---|---|
| 66+38 | 46 | | 13" | INCH CASTING |

| TYPE OF CONST. | | COMMENTS |
|---|---|---|
| BLOCK | | |
| BRICK | | |
| SECTIONAL | | |

| ADJUSTING RINGS | TYPE | NO. | DEPTH | COMMENTS |
|---|---|---|---|---|
| BLOCK | | | | |
| BRICK | X | 3 | | |
| CONC. RINGS | | | | |

| | | ELEV |
|---|---|---|
| DEPTH FROM BOTTOM OF M.H TO TOP OF CASTING | 8.5 | |
| DISTANCE FROM HIGHEST FLOW LINE TO TOP OF CASTING | | |
| ETC. | | |
| INV. | | |

12 x 6 VAULT

SIZES OF ALL PIPES AND DIRECTION OF FLOW




DESIGN

| | |
|---|---|
| ELEVATION – TOP | |
| FINAL ELEVATION | |
| DIFFERENCES | |

ADJUST

RECONSTRUCT

# STRUCTURAL DATA

## TYPE CB

| | | | | | |
|---|---|---|---|---|---|
| STORM | | ELECTRIC | | WATER | |
| SANITARY | | TELEPHONE | | OTHER | |

| STATION | LEFT | RIGHT | SIZE | |
|---|---|---|---|---|
| 66+60 | 7 | | 11" | INCH CASTING |

| TYPE OF CONST. | | COMMENTS |
|---|---|---|
| BLOCK | X | |
| BRICK | | |
| SECTIONAL | | |

| ADJUSTING RINGS | TYPE | NO. | DEPTH | COMMENTS |
|---|---|---|---|---|
| BLOCK | | | | |
| BRICK | | | | |
| CONC. RINGS | | 1 | | |

| | | ELEV |
|---|---|---|
| DEPTH FROM BOTTOM OF M.H TO TOP OF CASTING | 4.65 | |
| DISTANCE FROM HIGHEST FLOW LINE TO TOP OF CASTING | | |
| ETC. | | |
| INV. | | |

SIZES OF ALL PIPES AND DIRECTION OF FLOW




DESIGN

| | |
|---|---|
| ELEVATION - TOP | |
| FINAL ELEVATION | |
| DIFFERENCES | |

ADJUST

RECONSTRUCT

# STRUCTURAL DATA

TYPE M.H.

| | | | | | | | |
|---|---|---|---|---|---|---|---|
| STORM | | ELECTRIC | | WATER | | | |
| SANITARY | X | TELEPHONE | | OTHER | | | |

| STATION | LEFT | RIGHT | SIZE | |
|---|---|---|---|---|
| 66+85 | | 70 | | INCH CASTING |

| TYPE OF CONST. | | COMMENTS |
|---|---|---|
| BLOCK | | |
| BRICK | | |
| SECTIONAL | X | |

| ADJUSTING RINGS | TYPE | NO. | DEPTH | COMMENTS |
|---|---|---|---|---|
| BLOCK | | | | |
| BRICK | | | | |
| CONC. RINGS | | 0 | | |

| | | ELEV. |
|---|---|---|
| DEPTH FROM BOTTOM OF M.H TO TOP OF CASTING | 7.5 | |
| DISTANCE FROM HIGHEST FLOW LINE TO TOP OF CASTING | | |
| ETC. | | |
| INV. | | |

SIZES OF ALL PIPES AND DIRECTION OF FLOW

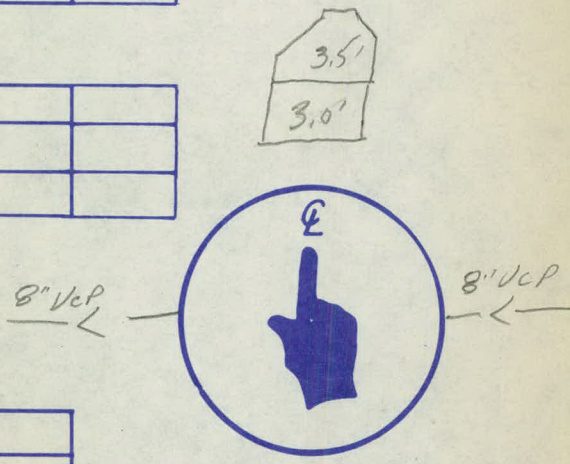


DESIGN

| | |
|---|---|
| ELEVATION – TOP | |
| FINAL ELEVATION | |
| DIFFERENCES | |

ADJUST

RECONSTRUCT

# STRUCTURAL DATA

TYPE MH

| | | | | | | |
|---|---|---|---|---|---|---|
| STORM | | ELECTRIC | | WATER | | |
| SANITARY | X | TELEPHONE | | OTHER | | |

| STATION | LEFT | RIGHT | SIZE | |
|---|---|---|---|---|
| 67+08 | 55 | | 11" | INCH CASTING |

| TYPE OF CONST. | | COMMENTS |
|---|---|---|
| BLOCK | | |
| BRICK | | |
| SECTIONAL | X | |

| ADJUSTING RINGS | TYPE | NO. | DEPTH | COMMENTS |
|---|---|---|---|---|
| BLOCK | | | | |
| BRICK | | 4 | | |
| CONC. RINGS | | | | |

| | | ELEV |
|---|---|---|
| DEPTH FROM BOTTOM OF M.H TO TOP OF CASTING | 10.2 | |
| DISTANCE FROM HIGHEST FLOW LINE TO TOP OF CASTING | | |
| ETC. | | |
| INV. | | |

SIZES OF ALL PIPES AND DIRECTION OF FLOW

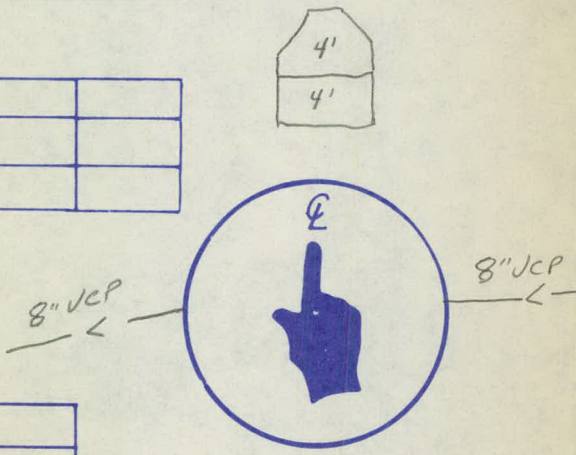


DESIGN

| | |
|---|---|
| ELEVATION - TOP | |
| FINAL ELEVATION | |
| DIFFERENCES | |

ADJUST

RECONSTRUCT

# STRUCTURAL DATA

## TYPE CB

| | | | | | |
|---|---|---|---|---|---|
| STORM | X | ELECTRIC | | WATER | |
| SANITARY | | TELEPHONE | | OTHER | |

| STATION | LEFT | RIGHT | SIZE | |
|---|---|---|---|---|
| 67+47 | | 36" | 11" | INCH CASTING |

| TYPE OF CONST. | | COMMENTS |
|---|---|---|
| BLOCK | | |
| BRICK | | |
| SECTIONAL | X | 3' CONE |

| ADJUSTING RINGS | TYPE | NO. | DEPTH | COMMENTS |
|---|---|---|---|---|
| BLOCK | X | 2 | 1.5 | |
| BRICK | | | | |
| CONC. RINGS | | | | |

| | | |
|---|---|---|
| DEPTH FROM BOTTOM OF M.H TO TOP OF CASTING | 5.5 | ELEV |
| DISTANCE FROM HIGHEST FLOW LINE TO TOP OF CASTING | | |
| ETC. | | |
| INV. | | |

SIZES OF ALL PIPES AND DIRECTION OF FLOW




DESIGN

| | |
|---|---|
| ELEVATION - TOP | |
| FINAL ELEVATION | |
| DIFFERENCES | |

ADJUST

RECONSTRUCT

# STRUCTURAL DATA

## TYPE MH

| | | | | | |
|---|---|---|---|---|---|
| STORM | X | ELECTRIC | | WATER | |
| SANITARY | | TELEPHONE | | OTHER | |

| STATION | LEFT | RIGHT | SIZE | |
|---|---|---|---|---|
| 67+50 | 55 | | 9" | INCH CASTING |

| TYPE OF CONST. | | COMMENTS |
|---|---|---|
| BLOCK | | |
| BRICK | | |
| SECTIONAL | X | ECC |

| ADJUSTING RINGS | TYPE | NO. | DEPTH | COMMENTS |
|---|---|---|---|---|
| BLOCK | | | | |
| BRICK | | | | |
| CONC. RINGS | | 0 | | |

| | ELEV | |
|---|---|---|
| DEPTH FROM BOTTOM OF M.H TO TOP OF CASTING | 15.0' | |
| DISTANCE FROM HIGHEST FLOW LINE TO TOP OF CASTING | | |
| ETC. | | |
| INV. | | |

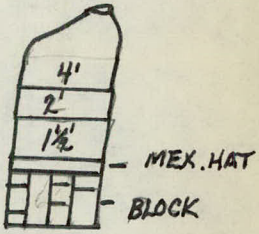


SIZES OF ALL PIPES AND DIRECTION OF FLOW




DESIGN

| | |
|---|---|
| ELEVATION - TOP | |
| FINAL ELEVATION | |
| DIFFERENCES | |

ADJUST

RECONSTRUCT

# STRUCTURAL DATA

TYPE WIER STRUCT

| | | | | | |
|---|---|---|---|---|---|
| STORM | | ELECTRIC | | WATER | |
| SANITARY | | TELEPHONE | | OTHER | |

| STATION | LEFT | RIGHT | SIZE | |
|---|---|---|---|---|
| 67+58 | | 63 | | INCH CASTING |

| TYPE OF CONST. | | COMMENTS |
|---|---|---|
| BLOCK | | |
| BRICK | | |
| SECTIONAL | | |

| ADJUSTING RINGS | TYPE | NO. | DEPTH | COMMENTS |
|---|---|---|---|---|
| BLOCK | | | | |
| BRICK | | | | |
| CONC. RINGS | | | | |

| | | |
|---|---|---|
| DEPTH FROM BOTTOM OF M.H TO TOP OF CASTING | 8.7 | ELEV |
| DISTANCE FROM HIGHEST FLOW LINE TO TOP OF CASTING | | |
| ETC. | | |
| INV. | | |

SIZES OF ALL PIPES AND DIRECTION OF FLOW

54" RCP


DESIGN

| | |
|---|---|
| ELEVATION - TOP | |
| FINAL ELEVATION | |
| DIFFERENCES | |

ADJUST

RECONSTRUCT